



How Do I Update My W-4 Information?

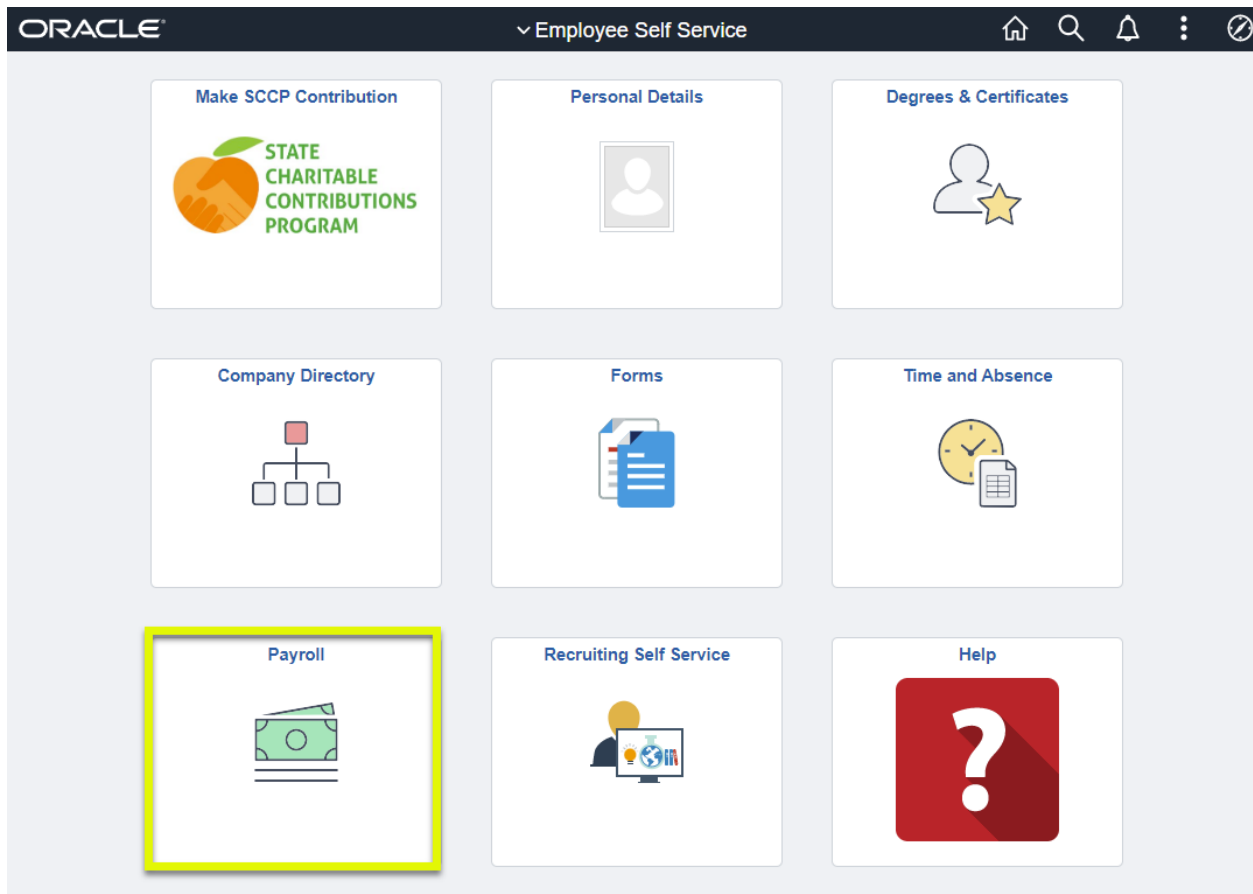
1. Log in to **OneUSG Connect**.

Navigation:

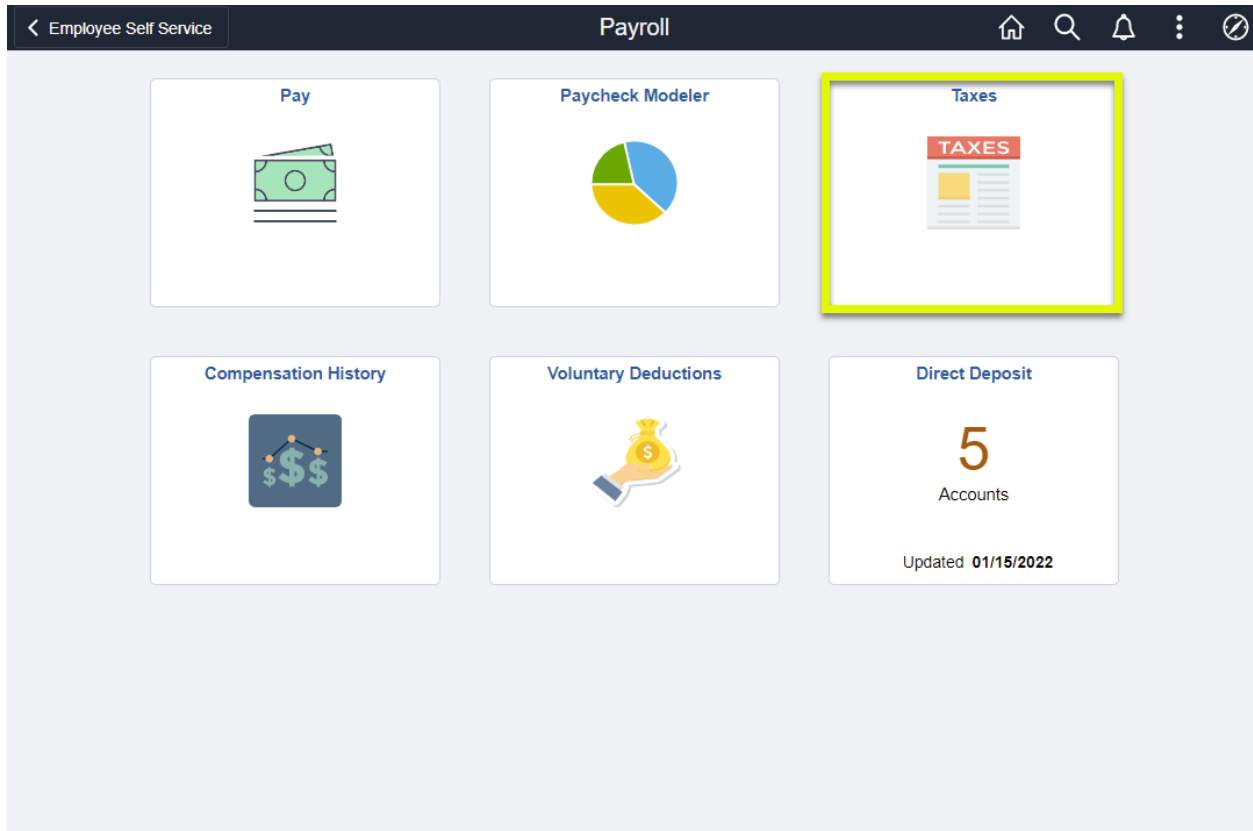
Employee Self Service > Payroll > Taxes > W-4 Tax Information

2. Click the **Payroll** tile.

Note: Employee Self Service tile options may vary depending on your employee type.



3. Select the **Taxes** tile.



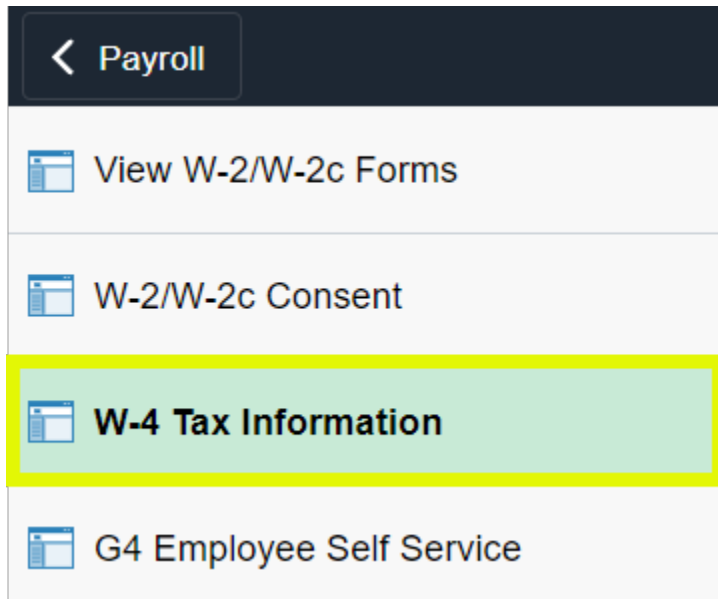
Note: The screen opens to the **W-2/W2-C** page.

4. Click 'Navigation Area' tab

The screenshot shows the 'Tax' page with a 'View W-2/W-2c Forms' section. Below the section title is a greyed-out area. A message reads: 'Review your available W-2 and W-2c forms. Select the year end form that you would like to review.' A link 'View a Different Tax Year' is visible. Below this is a table titled 'Select Year End Form' with columns for Tax Year, W-2 Reporting Company, Tax Form ID, Issue Date, Year End Form, and Filing Instructions. The table contains one row for the year 2021.

Select Year End Form						Personalize 1 of 1
Tax Year	W-2 Reporting Company	Tax Form ID	Issue Date	Year End Form	Filing Instructions	
2021		W-2	01/13/2022	Year End Form	Filing Instructions	

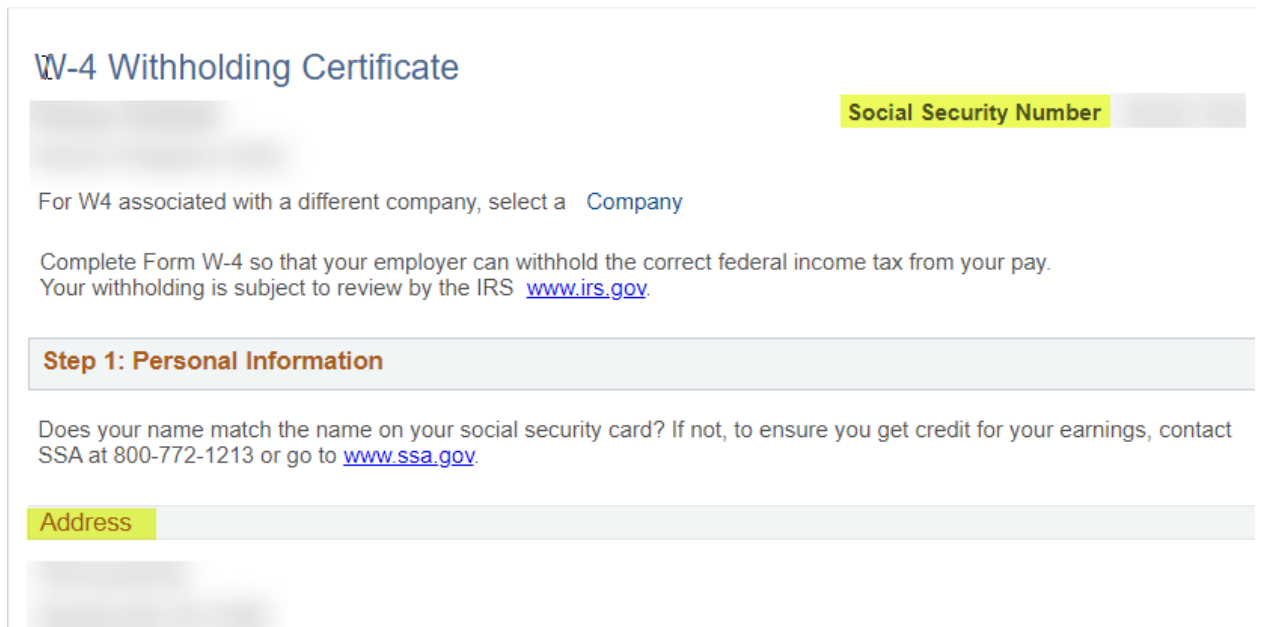
5. Select **W-4 Tax Information**.



A screenshot of a payroll application interface. At the top, there is a dark blue header with a white left-pointing arrow and the word "Payroll" in white. Below the header, there is a list of menu items, each with a small blue icon of a document with a checkmark. The items are: "View W-2/W-2c Forms", "W-2/W-2c Consent", "W-4 Tax Information", and "G4 Employee Self Service". The "W-4 Tax Information" item is highlighted with a thick yellow border.

6. Personal Information.

- a. **Personal Information:** Confirm that your name matches the name on your social security card.
- b. **Address:** Confirm your address.



A screenshot of the "W-4 Withholding Certificate" form. The title "W-4 Withholding Certificate" is at the top left. To the right, there is a yellow label "Social Security Number" above a greyed-out input field. Below this, there is a line of text: "For W4 associated with a different company, select a [Company](#)". Another line of text reads: "Complete Form W-4 so that your employer can withhold the correct federal income tax from your pay. Your withholding is subject to review by the IRS www.irs.gov". A section header "Step 1: Personal Information" is highlighted in a light blue box. Below this, there is a question: "Does your name match the name on your social security card? If not, to ensure you get credit for your earnings, contact SSA at 800-772-1213 or go to www.ssa.gov". At the bottom, there is a yellow label "Address" above a greyed-out input field.

- c. **Filing Status:** Select “Single”, “Married”, or “Head of Household”.

Filing Status

- Single or Married filing separately
- Married filing jointly (or Qualifying widow(er))
- Head of Household (Check only if you are unmarried and pay more than half the cost of keeping up a home for yourself and a qualifying individual).

Complete Steps 2 through 4 ONLY if they apply to you. To see if you are exempt from withholding or you have concerns about your privacy, see instructions for Form W-4 on the IRS website.

7. Multiple Jobs or Spouse Works.

Check here if you hold more than one job at a time or are married filing jointly and your spouse also works.

Step 2: Multiple Jobs or Spouse Works

Complete this step if you (1) hold more than one job at a time, or (2) are married filing jointly and your spouse also works. The correct amount of withholding depends on income earned from all these jobs.

[Hide Instructions](#)

Do **only one** of the following.

- (a) Use the estimator at www.irs.gov/W4App for most accurate withholding; **or**
- (b) Use the Multiple Jobs Worksheet and enter the result in Step 4 (c) below for roughly accurate withholding; **or**
- (c) If there are only two jobs total, you may check this box. Do the same on Form W-4 for the other job. This option is accurate for jobs with similar pay; otherwise, more tax than necessary may be withheld.

CAUTION: If you have privacy concerns, choose (a) or (b). If you and/or your spouse have income from self-employment, including as an independent contractor, choose (a).

Multiple Jobs or Spouse Works

Complete Steps 3 through 4(b) on Form W-4 for only one of these jobs. Leave those steps blank for the other jobs. (Your withholding will be most accurate if you complete Steps 3 through 4(b) on the Form W-4 for the highest paying job.)

8. Claim Dependents.

Complete this section if claiming dependents.

Step 3: Claim Dependents

 [Hide Instructions](#)

To qualify for the child tax credit, the child must be under age 17 as of December 31, must be your dependent who generally lives with you for more than half the year, and must have the required social security number. You may be able to claim a credit for other dependents for whom a child tax credit can't be claimed, such as an older child or a qualifying relative. For additional eligibility requirements for these credits, see Pub. 972, Child Tax Credit and Credit for Other Dependents. You can also include other tax credits in this step, such as education tax credits and the foreign tax credit. To do so, add an estimate of the amount for the year to your credits for dependents and enter the total amount in Step 3. Including these credits will increase your paycheck and reduce the amount of any refund you may receive when you file your tax return.

If your income will be \$200,000 or less (\$400,000 or less if married filing jointly):

Multiply the number of qualifying children under age 17 by \$2,000

Multiply the number of other dependents by \$500


Other tax credits

Total

9. Other Adjustments.

Complete this section if you have other adjustments.

Step 4: Other Adjustments

 [Hide Instructions](#)

(a) Other Income. If you want tax withheld for other income you expect this year that won't have withholding, enter the amount of other income here. This may include interest, dividends, and retirement income. You should not include income from any jobs.

(b) Deductions. If you expect to claim deductions other than the standard deduction and want to reduce your withholding, use the Deductions Worksheet and enter the result here.

(c) Extra withholding. Enter any additional tax you want withheld each pay period.

(a) Other Income

(b) Deductions

(c) Extra Withholding

10. Claim Exemption from Withholding.

11.

- a. **Claim Exemption:** Enter the appropriate year in which you are claiming the exemption.
- b. Read the eligibility requirements and **Check this box** if you meet both conditions to claim exempt status.

c. Read the acknowledgement statement and click the **Submit** button.

Claim Exemption from Withholding

I claim exemption from withholding for the year and I certify that I meet

BOTH of the following conditions for exemption from withholding:

- Last year I owed no federal income tax.
- This year I expect to owe no federal income tax.

Check this box if you meet both conditions to claim exemption from tax withholding

Under penalties of perjury, I declare that I have examined this certificate and to the best of my knowledge and belief, it is true, correct, and complete.

Submit