



COLLEGE OF EDUCATION

*Innovation in Teaching, Leadership, and Wellness*

## DATA PROGRAM REPORT

# Ed.S. IN SECONDARY EDUCATION

THE UNIVERSITY OF WEST GEORGIA

FALL 2020 | SPRING 2021 | SUMMER 2021

SEED 8202 CULMINATING EXPERIENCE  
PORTFOLIO

SPRING 2021

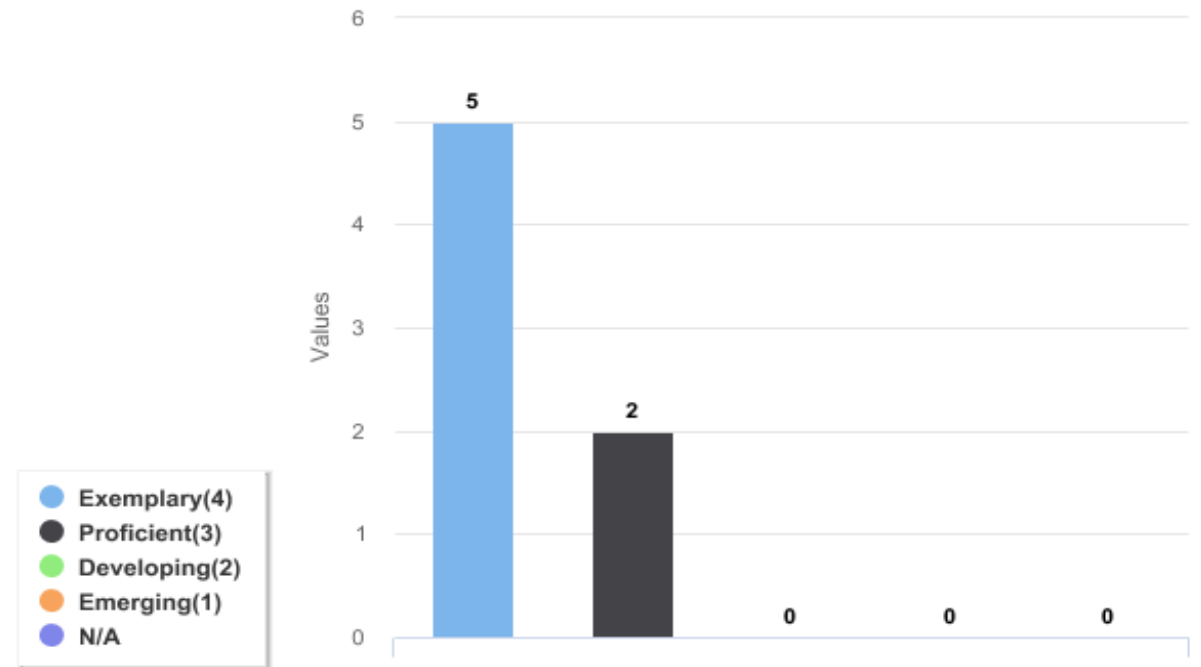
ASSESSOR

**Outcome 1: NBPTS Proposition 2 and 3 and InTASC Standard 4 and 6: Candidate know the subjects they teach, how to teach those subjects to students, and monitors student learning effectively.**

**Outcome 1: NBPTS Proposition 2 and 3 and InTASC Standard 4 and 6: Candidate know the subjects they teach, how to teach those subjects to students, and monitors student learning effectively.**

Total Valid Responses:	7
Mean:	3.71
Median:	4.00
Mode:	4.00
Standard Deviation:	0.45

Outcome 1: NBPTS Proposition 2 and 3 and InTASC Standar...

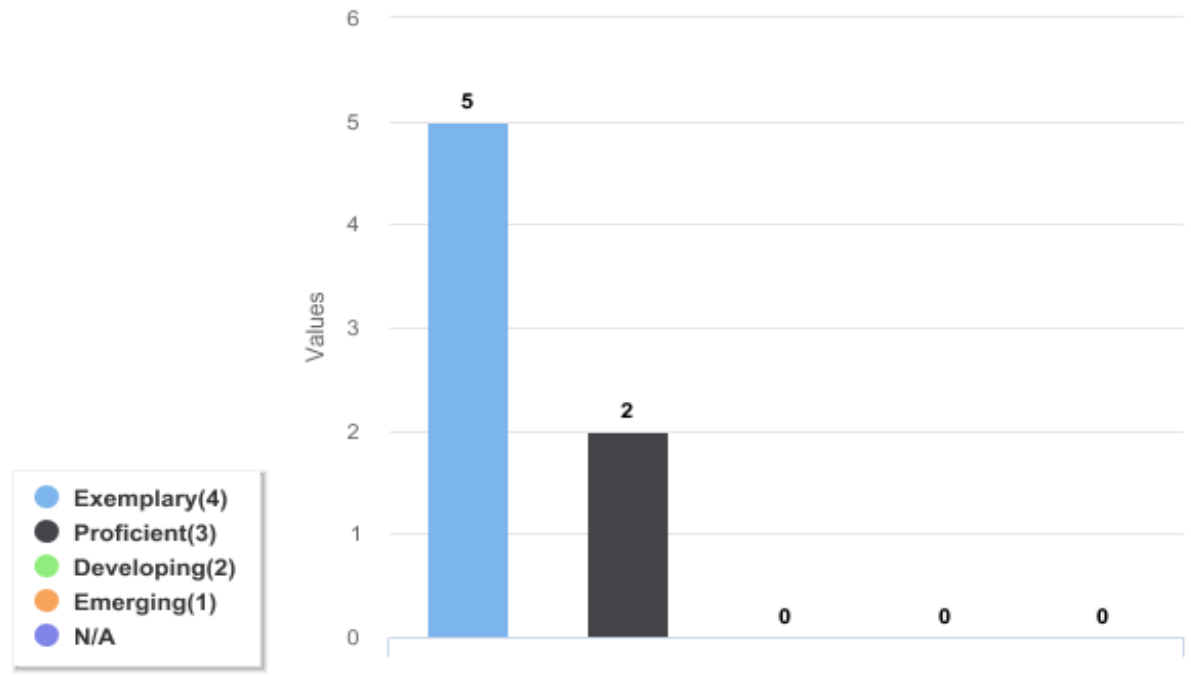


**Outcome 2: NBPTS Proposition 4 and InTASC Standard 9: Candidate thinks systematically about their practice, learn from experience, and research effective practices for ongoing professional growth and development.**

**Outcome 2: NBPTS Proposition 4 and InTASC Standard 9: Candidate thinks systematically about their practice, learn from experience, and research effective practices for ongoing professional growth and development.**

Total Valid Responses:	7
Mean:	3.71
Median:	4.00
Mode:	4.00
Standard Deviation:	0.45

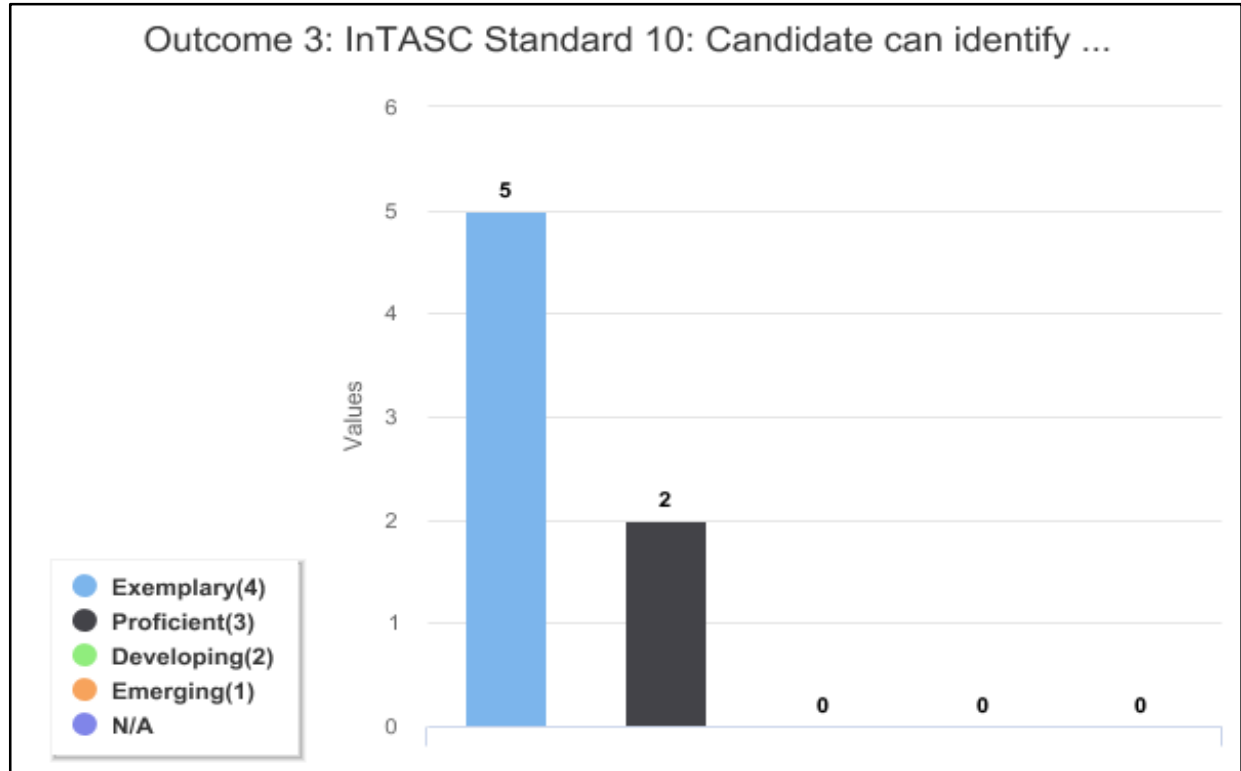
Outcome 2: NBPTS Proposition 4 and InTASC Standard 9: ...



**Outcome 3: InTASC Standard 10: Candidate can identify effective practices, share that knowledge with others through scholarly publications and presentations.**

**Outcome 3: InTASC Standard 10: Candidate can identify effective practices, share that knowledge with others through scholarly publications and presentations.**

Total Valid Responses:	7
Mean:	3.71
Median:	4.00
Mode:	4.00
Standard Deviation:	0.45

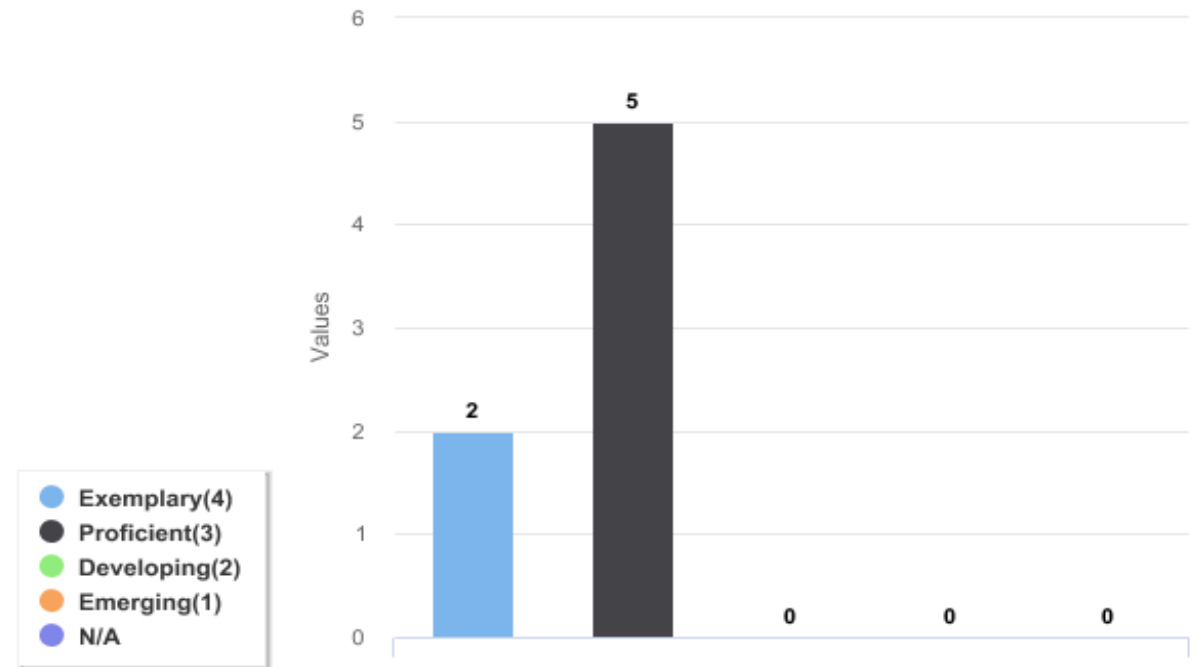


**Outcome 4: NBPTS Proposition 5 and InTASC Standard 10: Candidate demonstrate leadership in their schools, seek opportunities to lead others through professional development and collaboration, and is a contributing member of their learning communities.**

**Outcome 4: NBPTS Proposition 5 and InTASC Standard 10: Candidate demonstrate leadership in their schools, seek opportunities to lead others through professional development and collaboration, and is a contributing member of their learning communities.**

Total Valid Responses:	7
Mean:	3.29
Median:	3.00
Mode:	3.00
Standard Deviation:	0.45

Outcome 4: NBPTS Proposition 5 and InTASC Standard 10: ...

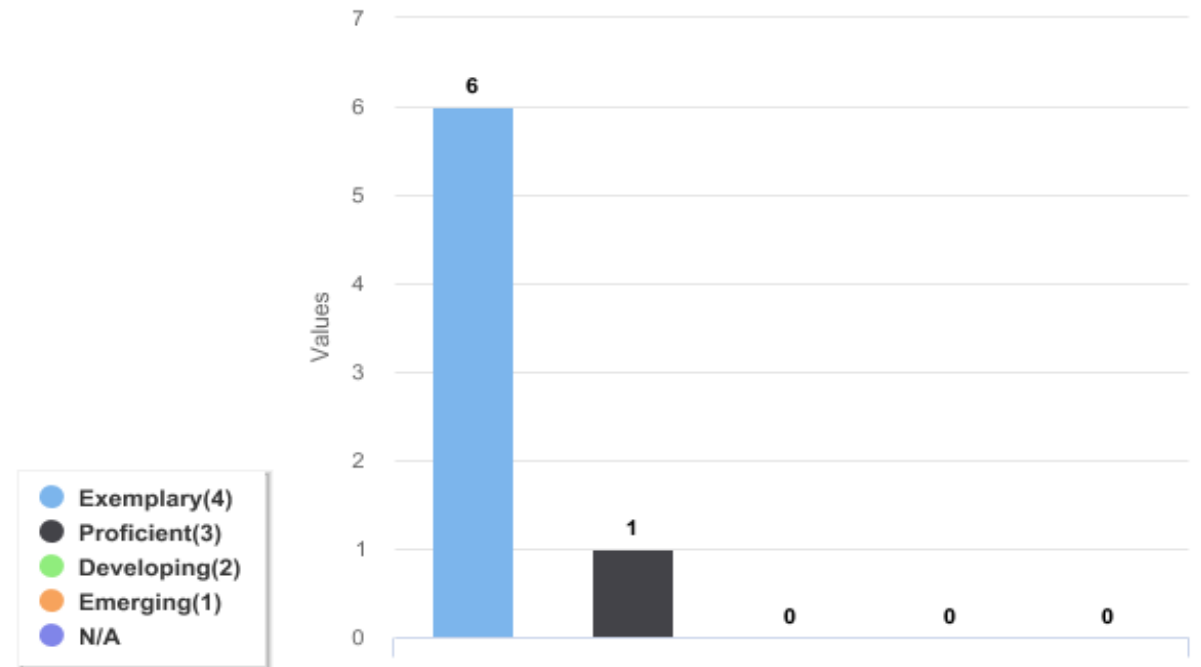


**Outcome 4: NBPTS Proposition 5 and InTASC Standard 10: Candidate disseminate findings of their culminating projects as part of their culminating experience to their education community through publication, presentation, or other appropriate ways.**

**Outcome 4: NBPTS Proposition 5 and InTASC Standard 10: Candidate disseminate findings of their culminating projects as part of their culminating experience to their education community through publication, presentation, or other appropriate ways.**

Total Valid Responses:	7
Mean:	3.86
Median:	4.00
Mode:	4.00
Standard Deviation:	0.35

Outcome 4: NBPTS Proposition 5 and InTASC Standard 10: ...

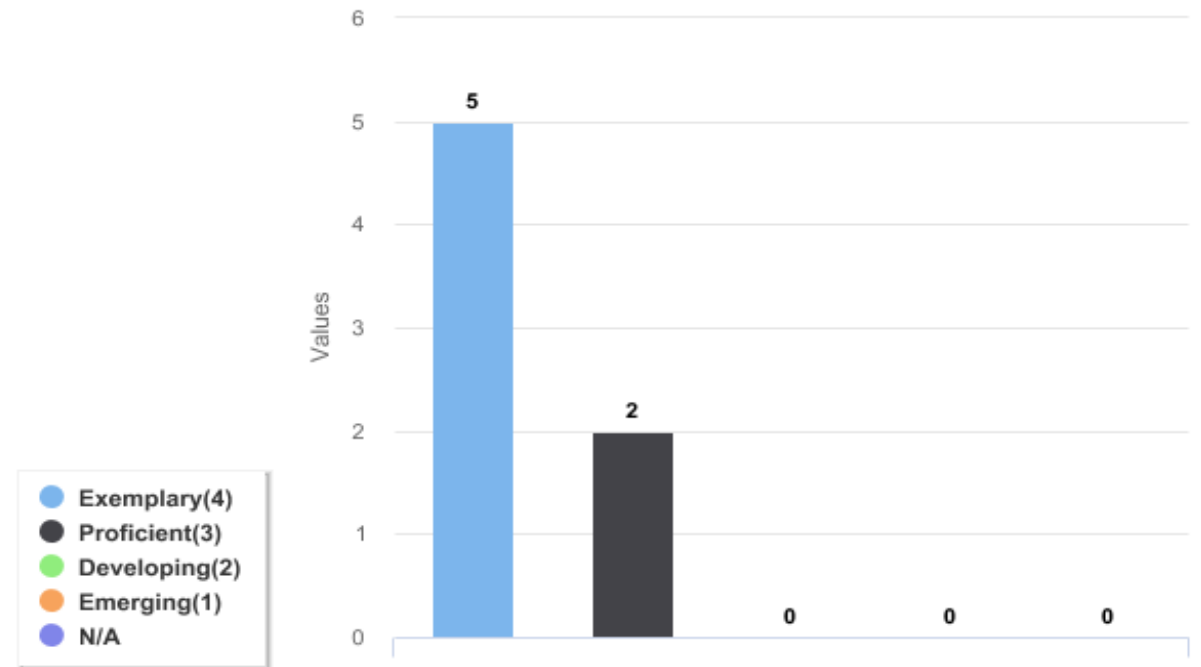


**Outcomes 1- 4: Candidate can identify two program experiences and how each prepared them to exchange scholarly thinking and research.**

**Outcomes 1- 4: Candidate can identify two program experiences and how each prepared them to exchange scholarly thinking and research.**

Total Valid Responses:	7
Mean:	3.71
Median:	4.00
Mode:	4.00
Standard Deviation:	0.45

Outcomes 1- 4: Candidate can identify two program expe...





SEED 8202 CULMINATING EXPERIENCE  
PORTFOLIO

SUMMER 2021

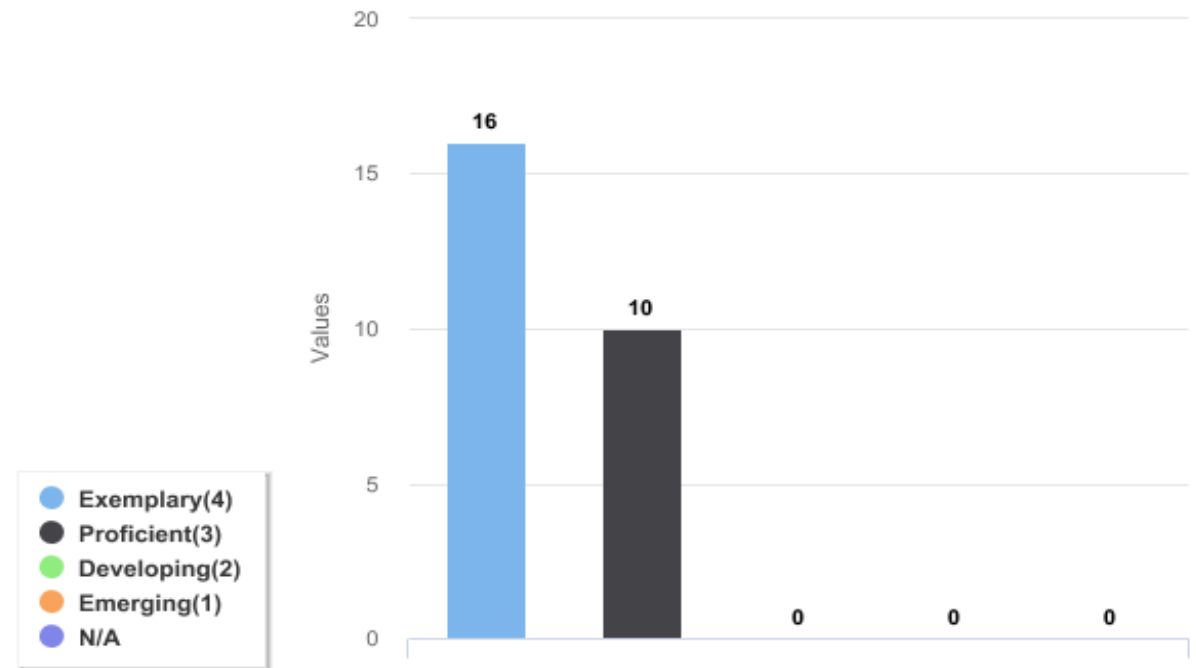
ASSESSOR

**Outcome 1: NBPTS Proposition 2 and 3 and InTASC Standard 4 and 6: Candidate know the subjects they teach, how to teach those subjects to students, and monitors student learning effectively.**

**Outcome 1: NBPTS Proposition 2 and 3 and InTASC Standard 4 and 6: Candidate know the subjects they teach, how to teach those subjects to students, and monitors student learning effectively.**

Total Valid Responses:	26
Mean:	3.62
Median:	4.00
Mode:	4.00
Standard Deviation:	0.49

Outcome 1: NBPTS Proposition 2 and 3 and InTASC Standar...

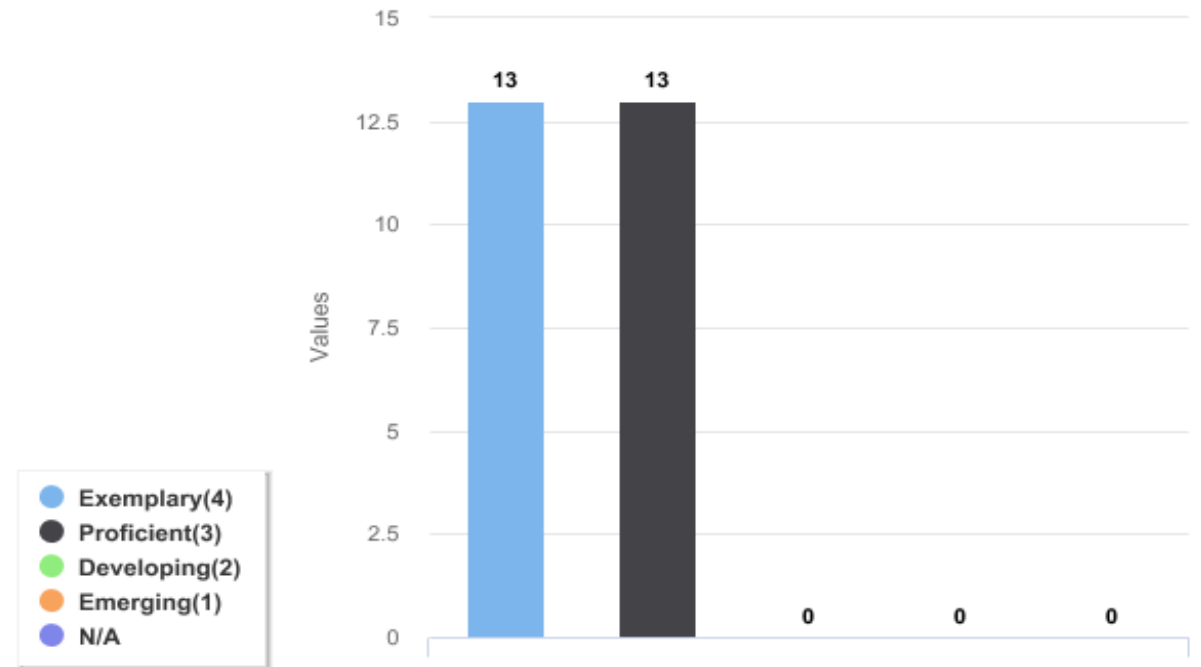


**Outcome 2: NBPTS Proposition 4 and InTASC Standard 9: Candidate thinks systematically about their practice, learn from experience, and research effective practices for ongoing professional growth and development.**

**Outcome 2: NBPTS Proposition 4 and InTASC Standard 9: Candidate thinks systematically about their practice, learn from experience, and research effective practices for ongoing professional growth and development.**

Total Valid Responses:	26
Mean:	3.50
Median:	3.50
Mode:	3.00, 4.00
Standard Deviation:	0.50

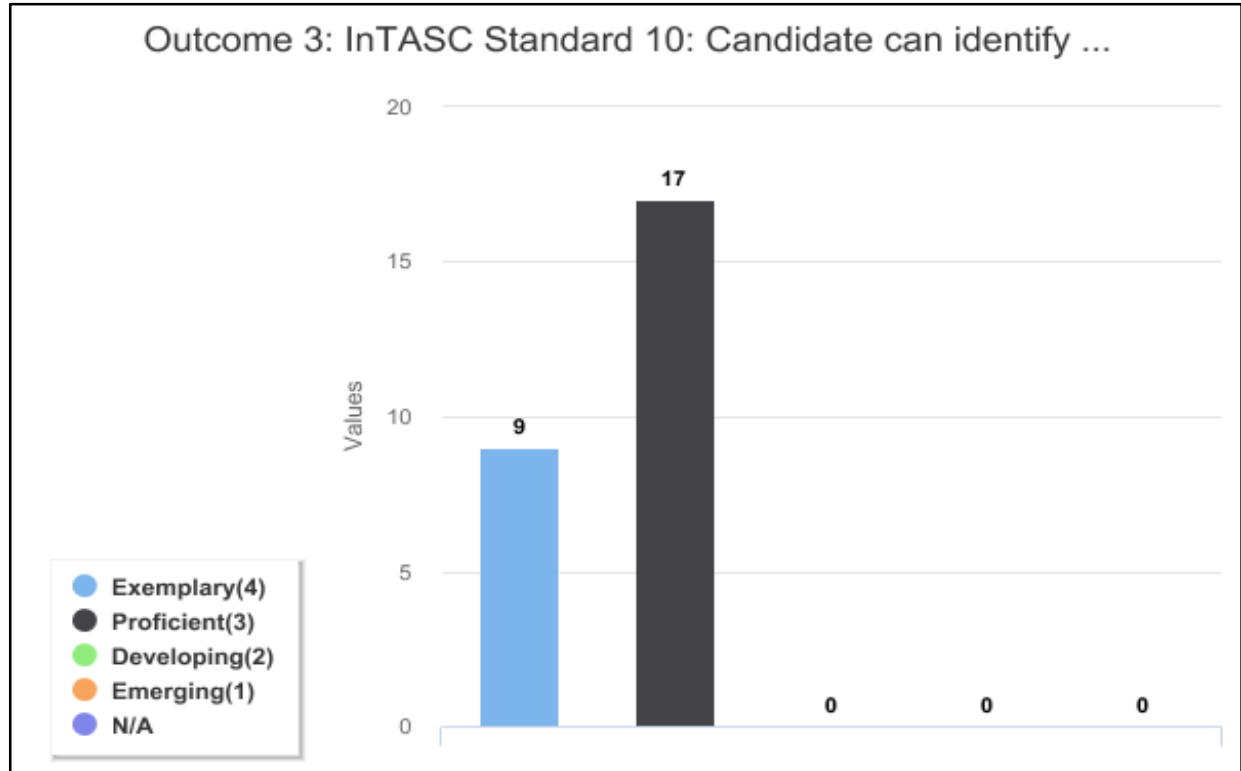
Outcome 2: NBPTS Proposition 4 and InTASC Standard 9: ...



**Outcome 3: InTASC Standard 10: Candidate can identify effective practices, share that knowledge with others through scholarly publications and presentations.**

**Outcome 3: InTASC Standard 10: Candidate can identify effective practices, share that knowledge with others through scholarly publications and presentations.**

Total Valid Responses:	26
Mean:	3.35
Median:	3.00
Mode:	3.00
Standard Deviation:	0.48

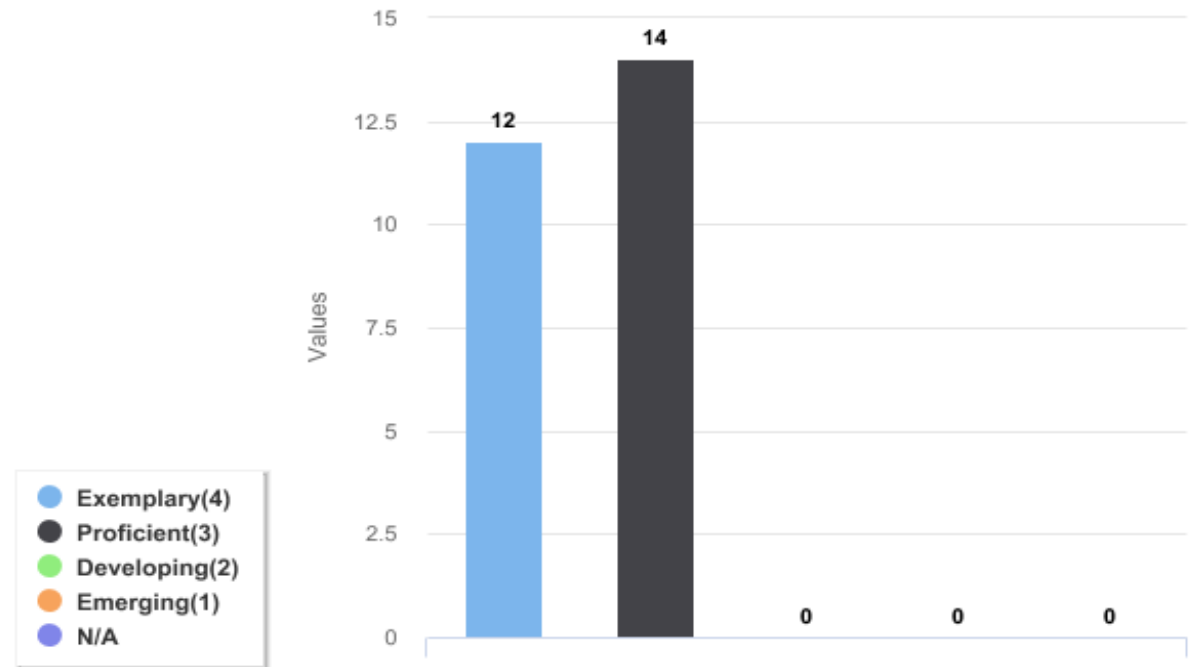


**Outcome 4: NBPTS Proposition 5 and InTASC Standard 10: Candidate demonstrate leadership in their schools, seek opportunities to lead others through professional development and collaboration, and is a contributing member of their learning communities.**

**Outcome 4: NBPTS Proposition 5 and InTASC Standard 10: Candidate demonstrate leadership in their schools, seek opportunities to lead others through professional development and collaboration, and is a contributing member of their learning communities.**

Total Valid Responses:	26
Mean:	3.46
Median:	3.00
Mode:	3.00
Standard Deviation:	0.50

Outcome 4: NBPTS Proposition 5 and InTASC Standard 10: ...

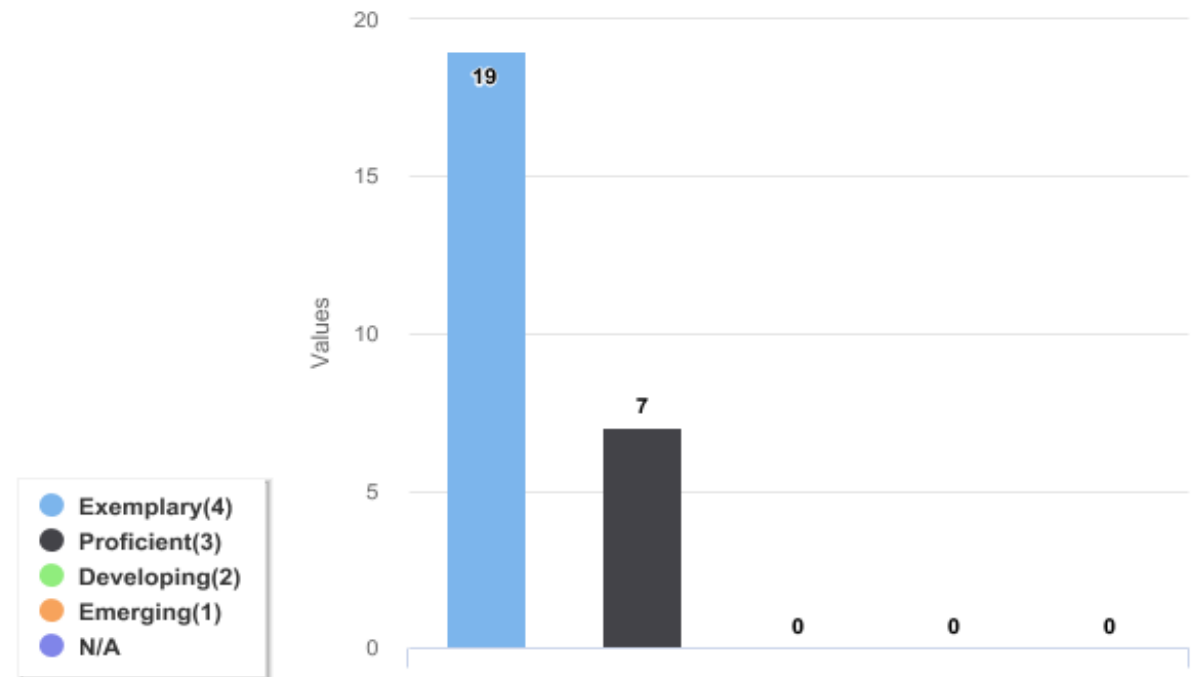


**Outcome 4: NBPTS Proposition 5 and InTASC Standard 10: Candidate disseminate findings of their culminating projects as part of their culminating experience to their education community through publication, presentation, or other appropriate ways.**

**Outcome 4: NBPTS Proposition 5 and InTASC Standard 10: Candidate disseminate findings of their culminating projects as part of their culminating experience to their education community through publication, presentation, or other appropriate ways.**

Total Valid Responses:	26
Mean:	3.73
Median:	4.00
Mode:	4.00
Standard Deviation:	0.44

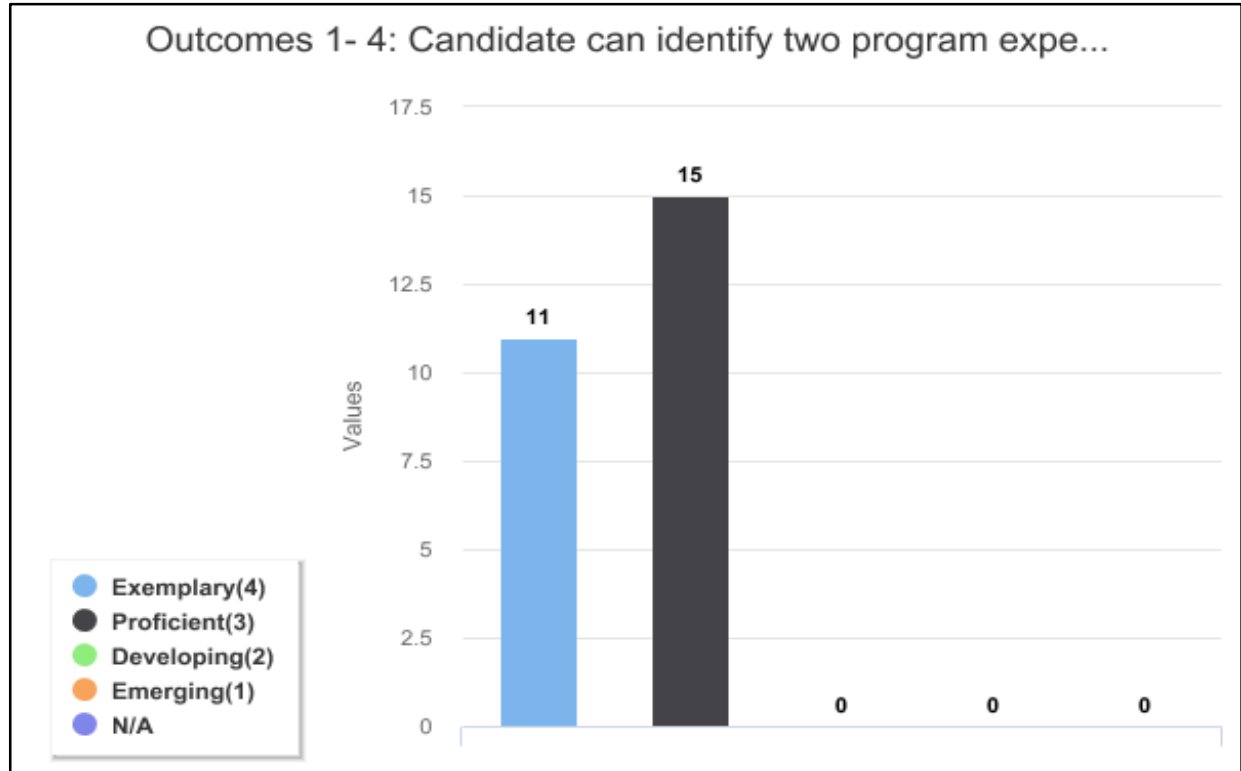
Outcome 4: NBPTS Proposition 5 and InTASC Standard 10: ...



**Outcomes 1- 4: Candidate can identify two program experiences and how each prepared them to exchange scholarly thinking and research.**

**Outcomes 1- 4: Candidate can identify two program experiences and how each prepared them to exchange scholarly thinking and research.**

Total Valid Responses:	26
Mean:	3.42
Median:	3.00
Mode:	3.00
Standard Deviation:	0.49



## Survey Data – Near Completer Survey and/or Completer Survey

Please review the program survey data from the method in which the program collects the data annually. This includes the **near completer survey** and perhaps the **program completer survey** data. Specifically from the near completer survey, what are candidates suggesting, based on their perceptions of the program, and in what ways will the program remain the same or be modified for continuous improvement? When is the survey distributed? What is the response rate and/or number of responses? Do you see differences within the program based on student perceptions this year?

Include this review/analysis in your Closing the Loop summary findings.

**In addition, please add this exact question to your “near completer survey” for the very next survey that is distributed within your program and all future surveys.**

**How likely are you to recommend this program to others?**

**This is the “net promoter score” (overall satisfaction and loyalty to the brand).**

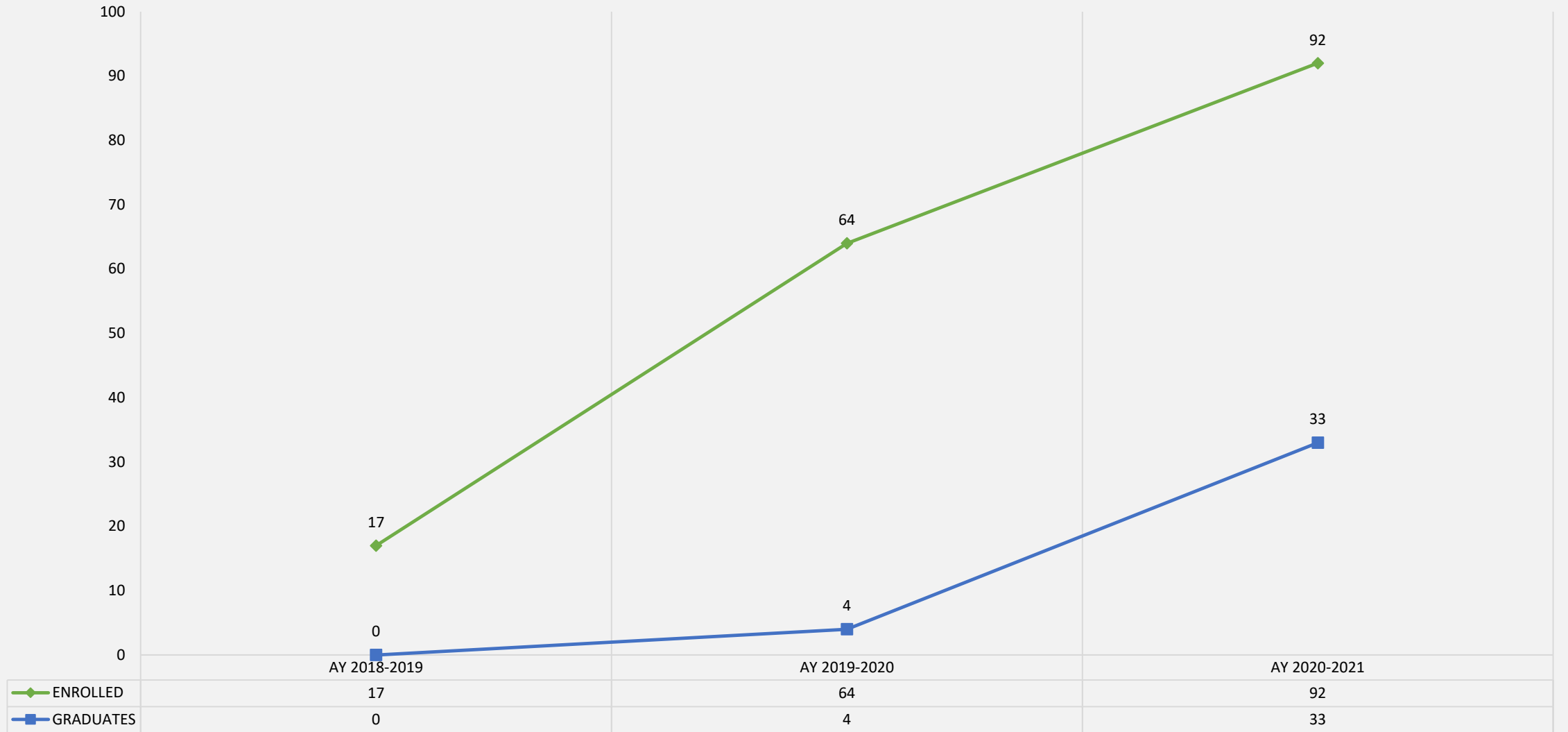
**This metric will be included in our institutional scorecard.**

**Make this a scale of 1-10 so students can indicate 10 = highly recommend and 1 = would not recommend**



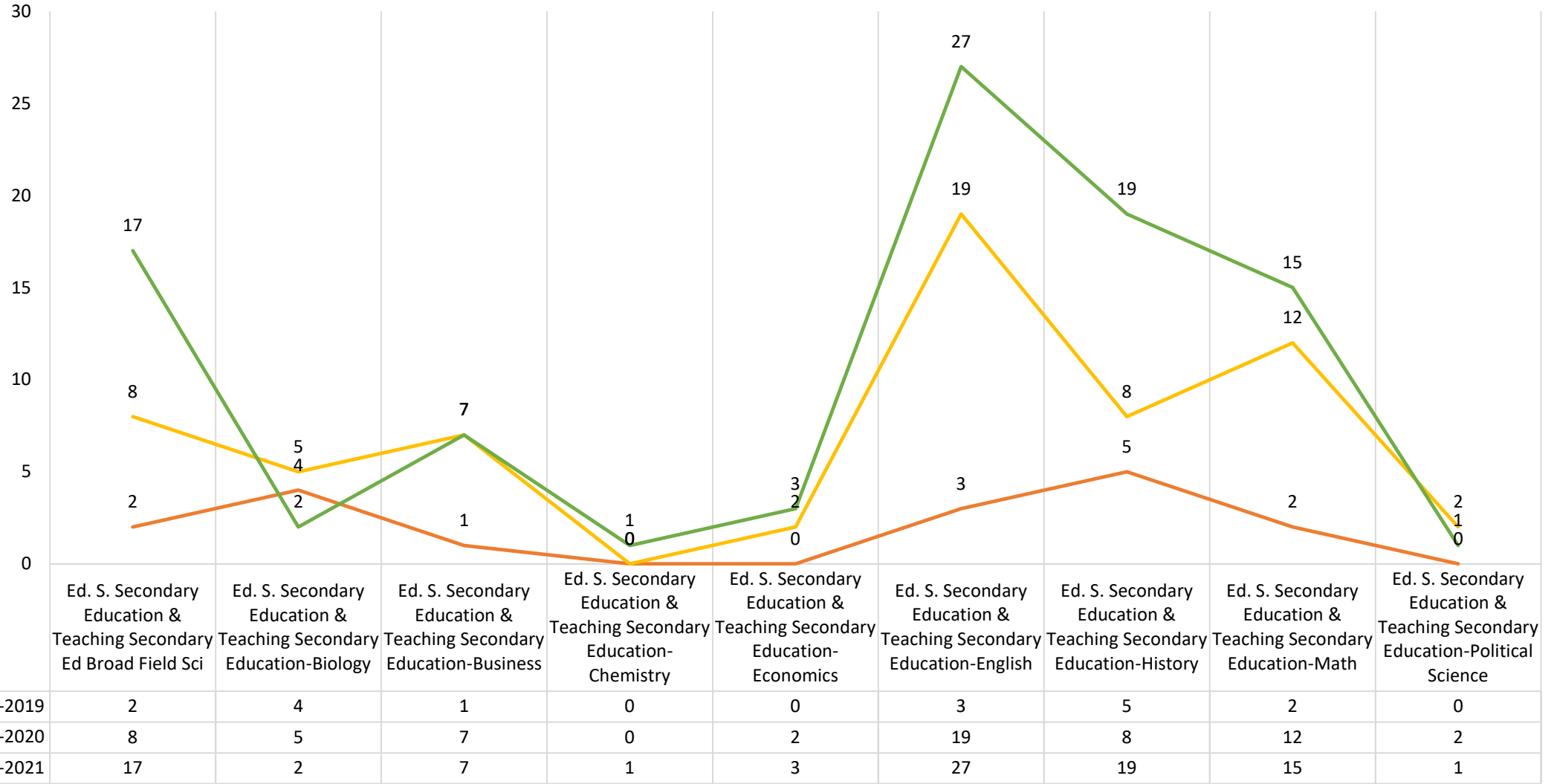
# ENROLLMENT AND GRADUATION

## ED.S. IN SECONDARY EDUCATION & TEACHING ENROLLMENT & GRADUATION DATA TRENDS



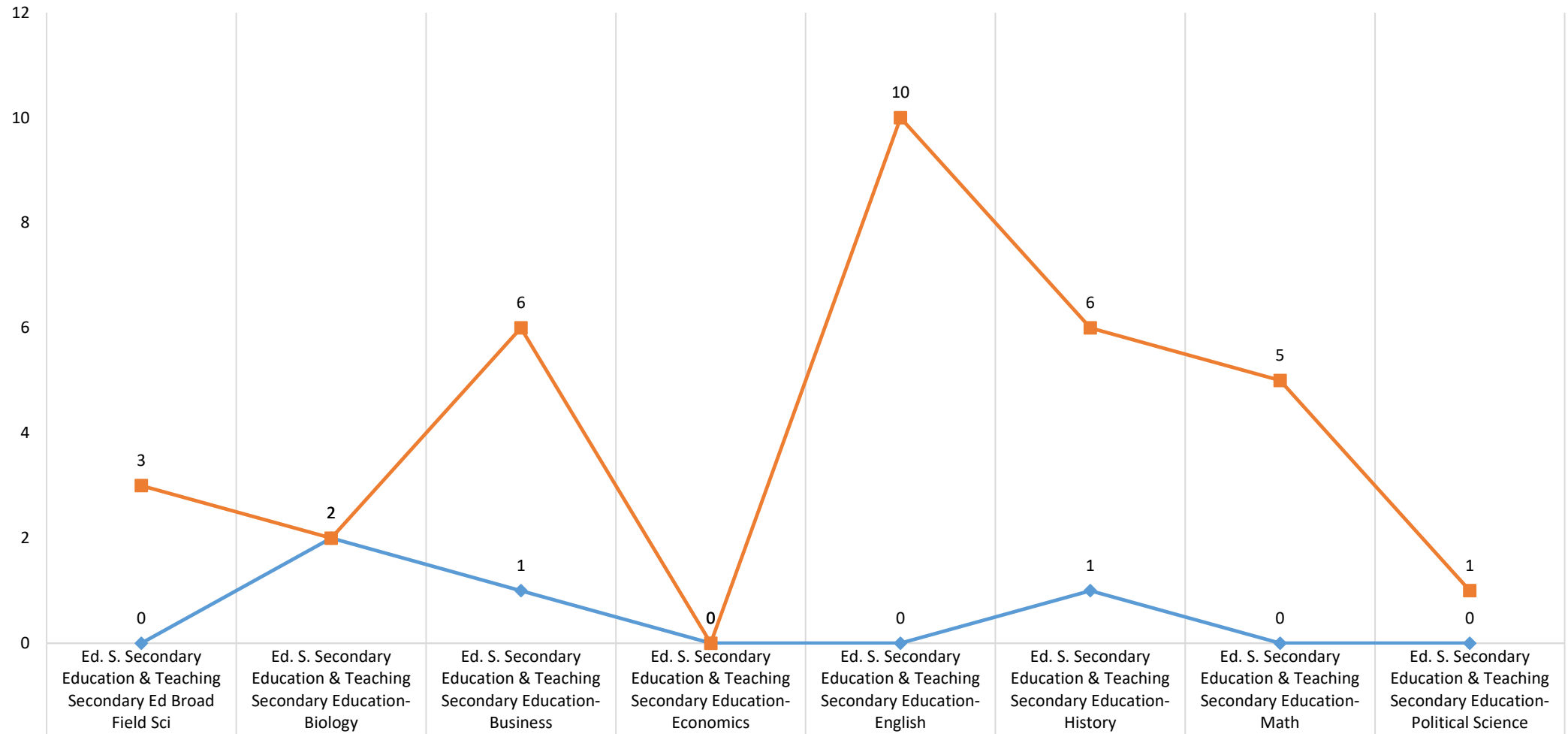
# ENROLLMENT

## ENROLLEMENT TRENDS FOR ED.S. IN SECONDARY EDUCATION & TEACHING



# GRADUATION

## GRADUATION TRENDS FOR ED.S. IN SECONDARY EDUCATION & TEACHING



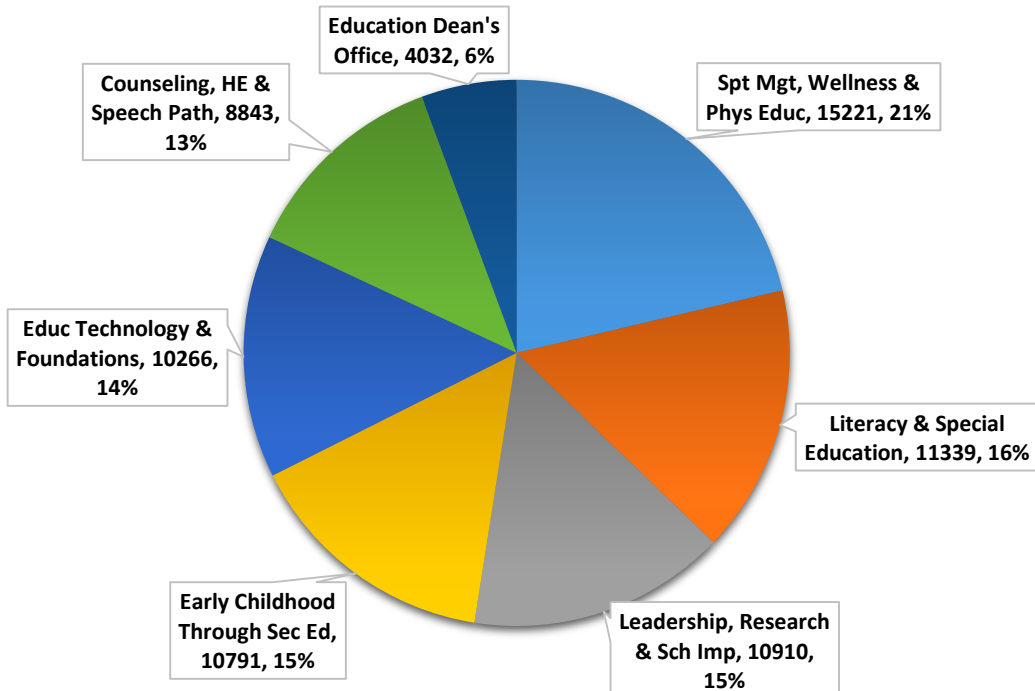
◆ AY 2019-2020  
■ AY 2020-2021

0	2	1	0	0	1	0	0
3	2	6	0	10	6	5	1

# CREDIT HOUR PRODUCTION

TERM	SUMMER 2020			FALL 2020			SPRING 2021			Total by ROWS		
DEPT	ENRL	MAX_ENRL	CRED_HRS	ENRL	MAX_ENRL	CRED_HRS	ENRL	MAX_ENRL	CRED_HRS	ENRL	MAX_ENRL	CRED_HRS
Spt Mgt, Wellness & Phys Educ	859	957	2324	2365	2624	6348	2338	2621	6549	5562	6202	15221
Literacy & Special Education	984	1162	2784	1580	1995	4688	1319	1822	3867	3883	4979	11339
Leadership, Research & Sch Imp	1210	1478	3598	1282	1533	3816	1177	1397	3496	3669	4408	10910
<b>Early Childhood Through Sec Ed</b>	<b>855</b>	<b>985</b>	<b>2535</b>	<b>1483</b>	<b>2167</b>	<b>3750</b>	<b>1562</b>	<b>2015</b>	<b>4506</b>	<b>3900</b>	<b>5167</b>	<b>10791</b>
Educ Technology & Foundations	1043	1039	2997	1262	1380	3645	1268	1485	3624	3573	3904	10266
Counseling, HE & Speech Path	659	772	2046	1071	1301	3336	1132	1509	3461	2793	3504	8843
Education Dean's Office	238	250	714	569	630	1707	537	604	1611	1344	1484	4032
<b>Total by COLUMNS</b>	<b>5848</b>	<b>6643</b>	<b>16998</b>	<b>9612</b>	<b>11630</b>	<b>27290</b>	<b>9333</b>	<b>11453</b>	<b>27114</b>	<b>24724</b>	<b>29648</b>	<b>71402</b>

**CREDIT HOUR PRODUCTION FOR COLLEGE OF EDUCATION  
FOR AY 20-21 BY DEPARTMENT**



**CREDIT HOUR PRODUCTION FOR EARLY CHILDHOOD  
THROUGH SECONDARY EDUCATION BY TERM**

