



**PREPARING  
EXEMPLARY  
PRACTITIONERS**

FIELD-BASED  
INQUIRY  
PROFESSIONAL  
EXCELLENCE  
BETTERMENT  
OF SOCIETY

Adaptive • Proactive • Decisive • Leading • Reflective • Inquisitive  
Knowledgeable • Collaborative • Empathetic • Culturally Sensitive

## DATA PROGRAM REPORTS

# SPORT MANAGEMENT

THE UNIVERSITY OF WEST GEORGIA

SUMMER 2019 | FALL 2019 | SPRING 2020

# SPMG 3670 ORAL COMMUNICATION RUBRIC

Term	Course Number	Course Title	Section	CourseWork Name	Assessment Tool (s)	Number of students that received this coursework	Number of students who have submitted this coursework	Number of students who have not submitted this coursework	Number of students who have been assessed for this coursework
Fall Semester 2019	SPMG 3670	Practicum	01	SPMG 3670 Practicum Experiences Presentation Fall 2019	SPMG 3670 Oral Communication Rubric	30	27	3	27
Fall Semester 2019	SPMG 3670	Practicum	02	SPMG 3670 Practicum Experiences Presentation Fall 2019	SPMG 3670 Oral Communication Rubric	25	24	1	24
Spring Semester 2020	SPMG 3670	Practicum	01	SPMG 3670 Practicum Experiences Presentation Spring 2020	SPMG 3670 Oral Communication Rubric	34	31	3	31

## THE TABLES BELOW CONTAIN AGGREGATE DATA FOR THE FORM : SPMG 3670 Oral Communication Rubric

Rubric	# Unacceptable	% Unacceptable	# Developing	% Developing	# Proficient	% Proficient	# Exemplary	% Exemplary	# No Response	% No Response	Total Response	Mean	Median	Mode	Standard Deviation
Organization	2	2.44%	0	0%	30	36.59%	50	60.98%	0	0%	82	3.56	4	4	0.63
Language	2	2.44%	0	0%	33	40.24%	47	57.32%	0	0%	82	3.52	4	4	0.63
Delivery	2	2.44%	0	0%	36	43.9%	44	53.66%	0	0%	82	3.49	4	4	0.63
Supporting Material	2	2.47%	0	0%	37	45.68%	42	51.85%	1	1.22%	81	3.47	4	4	0.63
Central Message	2	2.47%	0	0%	34	41.98%	45	55.56%	1	1.22%	81	3.51	4	4	0.63
Total/Percentage	10	2.45%	0	0%	170	41.67%	228	55.88%	2	0.49%	408				

# SPMG 3670 WRITTEN COMMUNICATION RUBRIC

Term	Course Number	Course Title	Section	CourseWork Name	Assessment Tool (s)	Number of students that received this coursework	Number of students who have submitted this coursework	Number of students who have not submitted this coursework	Number of students who have been assessed for this coursework
Fall Semester 2019	SPMG 3670	Practicum	01	SPMG 3670 Dream Job Report Fall 2019	SPMG 3670 Written Communication Rubric	30	27	3	27
Fall Semester 2019	SPMG 3670	Practicum	02	SPMG 3670 Dream Job Report Fall 2019	SPMG 3670 Written Communication Rubric	25	25	0	25
Spring Semester 2020	SPMG 3670	Practicum	01	SPMG 3670 Dream Job Report Spring 2020	SPMG 3670 Written Communication Rubric	34	28	6	28

## THE TABLES BELOW CONTAIN AGGREGATE DATA FOR THE FORM : SPMG 3670 Written Communication Rubric

Rubric	# Unacceptable	% Unacceptable	# Developing	% Developing	# Proficient	% Proficient	# Exemplary	% Exemplary	# No Response	% No Response	Total Response	Mean	Median	Mode	Standard Deviation
Context of and Purpose for Writing Includes considerations of audience, purpose, and the circumstances surrounding the writing task(s).	2	2.5%	0	0%	20	25%	58	72.5%	0	0%	80	3.67	4	4	0.61
Content Development	2	2.5%	0	0%	25	31.25%	53	66.25%	0	0%	80	3.61	4	4	0.62
Genre and Disciplinary Conventions Formal and informal rules inherent in the expectations for writing in particular forms and/or academic fields (please see glossary).	2	2.53%	0	0%	31	39.24%	46	58.23%	1	1.25%	79	3.53	4	4	0.63
Sources and Evidence	2	2.5%	0	0%	30	37.5%	48	60%	0	0%	80	3.55	4	4	0.63
Control of Syntax and Mechanics	2	2.56%	0	0%	26	33.33%	50	64.1%	2	2.5%	78	3.59	4	4	0.63
Total/Percentage	10	2.52%	0	0%	132	33.25%	255	64.23%	3	0.75%	397				

# SPMG 4584 ORAL COMMUNICATION RUBRIC

Term	Course Number	Course Title	Section	CourseWork Name	Assessment Tool (s)	Number of students that received this coursework	Number of students who have submitted this coursework	Number of students who have not submitted this coursework	Number of students who have been assessed for this coursework
Summer Semester 2019	SPMG 4584	Pre-Intern Sem in Sport Mgmt	01	SPMG 4584 Elevator Speech Summer 2019	SPMG 4584 Oral Communication Rubric	8	6	2	6
Fall Semester 2019	SPMG 4584	Pre-Intern Sem in Sport Mgmt	01	SPMG 4584 Elevator Speech Fall 2019	SPMG 4584 Oral Communication Rubric	19	13	6	13
Fall Semester 2019	SPMG 4584	Pre-Intern Sem in Sport Mgmt	02	SPMG 4584 Elevator Speech Fall 2019	SPMG 4584 Oral Communication Rubric	22	18	4	18
Spring Semester 2020	SPMG 4584	Pre-Intern Sem in Sport Mgmt	01	SPMG 4584 Elevator Speech Spring 2020	SPMG 4584 Oral Communication Rubric	29	17	12	17

## SPMG 4584 Oral Communication Rubric

Rubric	# Unacceptable	% Unacceptable	# Developing	% Developing	# Proficient	% Proficient	# Exemplary	% Exemplary	# No Response	% No Response	Total Response	Mean	Median	Mode	Standard Deviation
Organization	0	0%	1	1.85%	31	57.41%	22	40.74%	0	0%	54	3.39	3	3	0.52
Language	0	0%	0	0%	22	41.51%	31	58.49%	1	1.85%	53	3.58	4	4	0.49
Delivery	0	0%	0	0%	26	48.15%	28	51.85%	0	0%	54	3.52	4	4	0.5
Supporting Material	0	0%	0	0%	21	56.76%	16	43.24%	17	31.48%	37	3.43	3	3	0.5
Central Message	0	0%	0	0%	21	38.89%	33	61.11%	0	0%	54	3.61	4	4	0.49
Total/Percentage	0	0%	1	0.4%	121	48.02%	130	51.59%	18	6.67%	252				

# SPMG 4584 WRITTEN COMMUNICATION RUBRIC

Term	Course Number	Course Title	Section	CourseWork Name	Assessment Tool (s)	Number of students that received this coursework	Number of students who have submitted this coursework	Number of students who have not submitted this coursework	Number of students who have been assessed for this coursework
Summer Semester 2019	SPMG 4584	Pre-Intern Sem in Sport Mgmt	01	SPMG 4584 Personal Career Plan Summer 2019	SPMG 4584 Written Communication Rubric	8	8	0	8
Fall Semester 2019	SPMG 4584	Pre-Intern Sem in Sport Mgmt	01	SPMG 4584 Personal Career Plan Fall 2019	SPMG 4584 Written Communication Rubric	19	16	3	16
Fall Semester 2019	SPMG 4584	Pre-Intern Sem in Sport Mgmt	02	SPMG 4584 Personal Career Plan Fall 2019	SPMG 4584 Written Communication Rubric	22	21	1	21
Spring Semester 2020	SPMG 4584	Pre-Intern Sem in Sport Mgmt	01	SPMG 4584 Personal Career Plan Spring 2020	SPMG 4584 Written Communication Rubric	29	24	5	24

SPMG 4584 Written Communication Rubric															
Rubric	# Unacceptable	% Unacceptable	# Developing	% Developing	# Proficient	% Proficient	# Exemplary	% Exemplary	# No Response	% No Response	Total Response	Mean	Median	Mode	Standard Deviation
Context of and Purpose for Writing Includes considerations of audience, purpose, and the circumstances surrounding the writing task(s).	0	0%	0	0%	24	34.78%	45	65.22%	0	0%	69	3.65	4	4	0.48
Content Development	0	0%	0	0%	24	34.78%	45	65.22%	0	0%	69	3.65	4	4	0.48
Genre and Disciplinary Conventions Formal and informal rules inherent in the expectations for writing in particular forms and/or academic fields (please see glossary).	0	0%	0	0%	35	50.72%	34	49.28%	0	0%	69	3.49	3	3	0.5
Sources and Evidence	0	0%	0	0%	10	27.78%	26	72.22%	33	47.83%	36	3.72	4	4	0.45
Control of Syntax and Mechanics	0	0%	0	0%	17	24.64%	52	75.36%	0	0%	69	3.75	4	4	0.43
<b>Total/Percentage</b>	<b>0</b>	<b>0%</b>	<b>0</b>	<b>0%</b>	<b>110</b>	<b>35.26%</b>	<b>202</b>	<b>64.74%</b>	<b>33</b>	<b>9.57%</b>	<b>312</b>				

# SPMG 4686 NACE RESUME RUBRIC

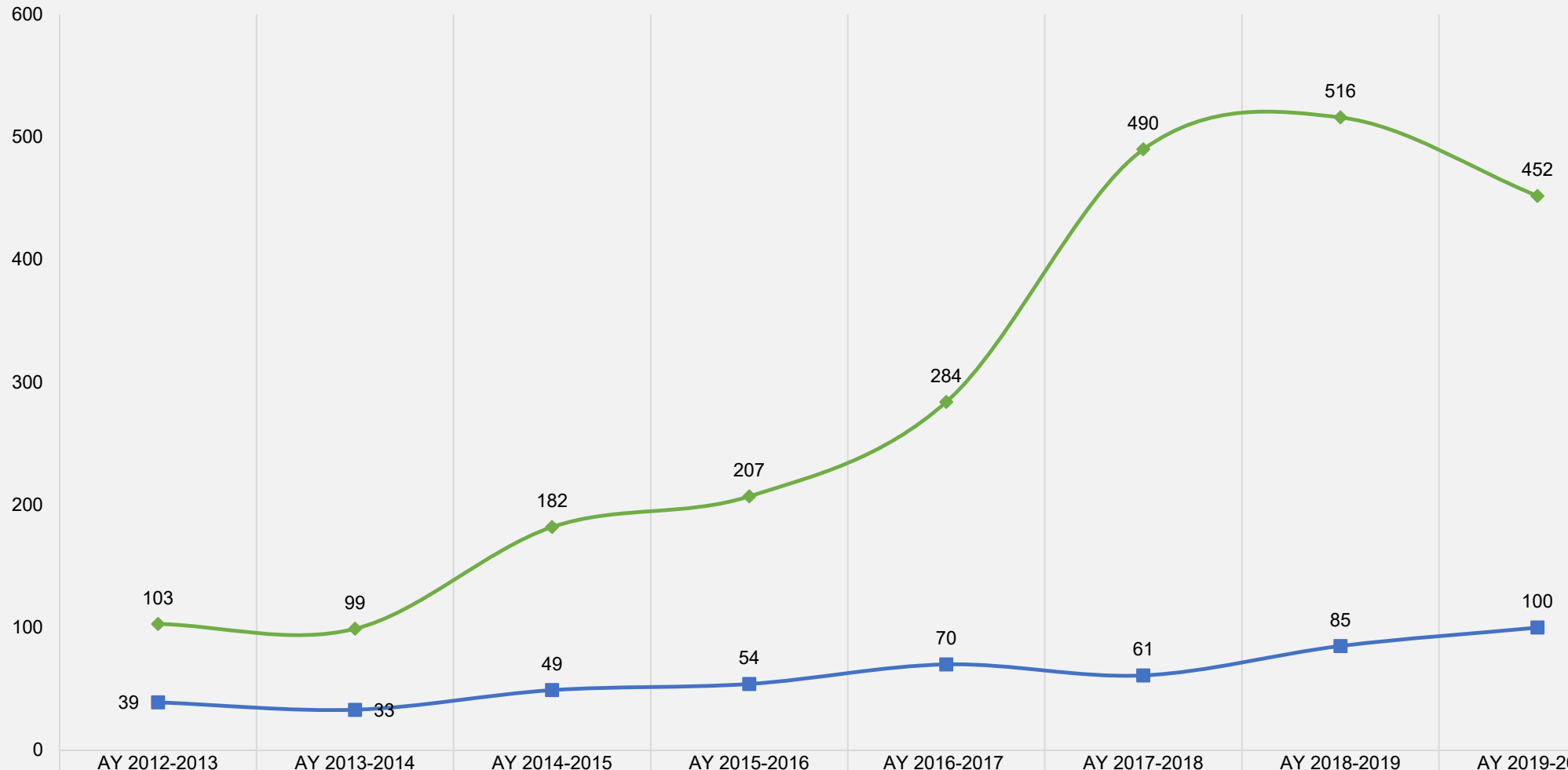
Term	Course Number	Course Title	Section	CourseWork Name	Assessment Tool (s)	Number of students that received this coursework	Number of students who have submitted this coursework	Number of students who have not submitted this coursework	Number of students who have been assessed for this coursework
Summer Semester 2019	SPMG 4686	Internship	N01	SPMG 4686 Resume Assignment Summer 2019	SPMG 4686 NACE Resume Rubric	7	7	0	7
Summer Semester 2019	SPMG 4686	Internship	N02	SPMG 4686 Resume Assignment Summer 2019	SPMG 4686 NACE Resume Rubric	6	6	0	6
Summer Semester 2019	SPMG 4686	Internship	N03	SPMG 4686 Resume Assignment Summer 2019	SPMG 4686 NACE Resume Rubric	6	6	0	6
Fall Semester 2019	SPMG 4686	Internship	N01	SPMG 4686 Resume Assignment Fall 2019	SPMG 4686 NACE Resume Rubric	21	19	2	19
Spring Semester 2020	SPMG 4686	Internship	N01	SPMG 4686 Resume Assignment Spring 2020	SPMG 4686 NACE Resume Rubric	16	14	2	14
Spring Semester 2020	SPMG 4686	Internship	N02	SPMG 4686 Resume Assignment Spring 2020	SPMG 4686 NACE Resume Rubric	14	11	3	11

## SPMG 4686 NACE Resume Rubric

Criteria	# (4)Resume should effectively land you an interview.	% (4)Resume should effectively land you an interview.	# (3)Resume could land you an interview (borderline case).	% (3)Resume could land you an interview (borderline case).	# (2)Resume is average, needs improvement to rise to the top of the stack.	% (2)Resume is average, needs improvement to rise to the top of the stack.	# (1)Resume needs significant improvement and would be discarded during screening	% (1)Resume needs significant improvement and would be discarded during screening	# No Response	% No Response	Total Response	Mean	Median	Mode	Standard Deviation
Format	53	84.13%	8	12.7%	2	3.17%	0	0%	0	0%	63	3.81	4	4	0.47
Education Section	54	85.71%	9	14.29%	0	0%	0	0%	0	0%	63	3.86	4	4	0.35
Experience Section	57	90.48%	6	9.52%	0	0%	0	0%	0	0%	63	3.9	4	4	0.29
Honors/Activities/Leadership	43	70.49%	15	24.59%	3	4.92%	0	0%	2	3.17%	61	3.66	4	4	0.57
Total/Percentage	207	82.8%	38	15.2%	5	2%	0	0%	2	0.79%	250				

# ENROLLMENT AND GRADUATION

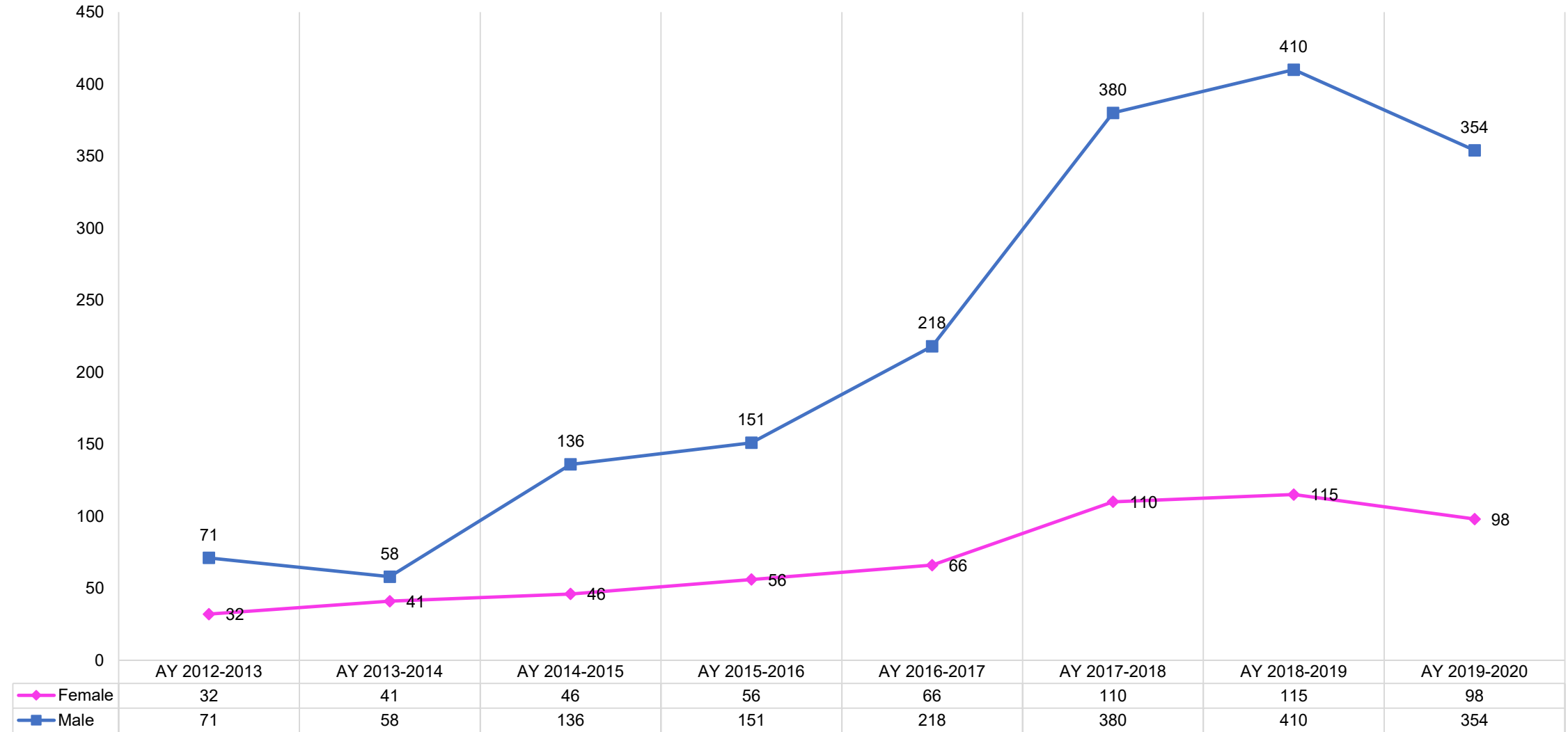
## B.S. IN SPORT MANAGEMENT ENROLLMENT & GRADUATION DATA TRENDS



ENROLLED	103	99	182	207	284	490	516	452
GRADUATES	39	33	49	54	70	61	85	100

# ENROLLMENT GENDER TRENDS

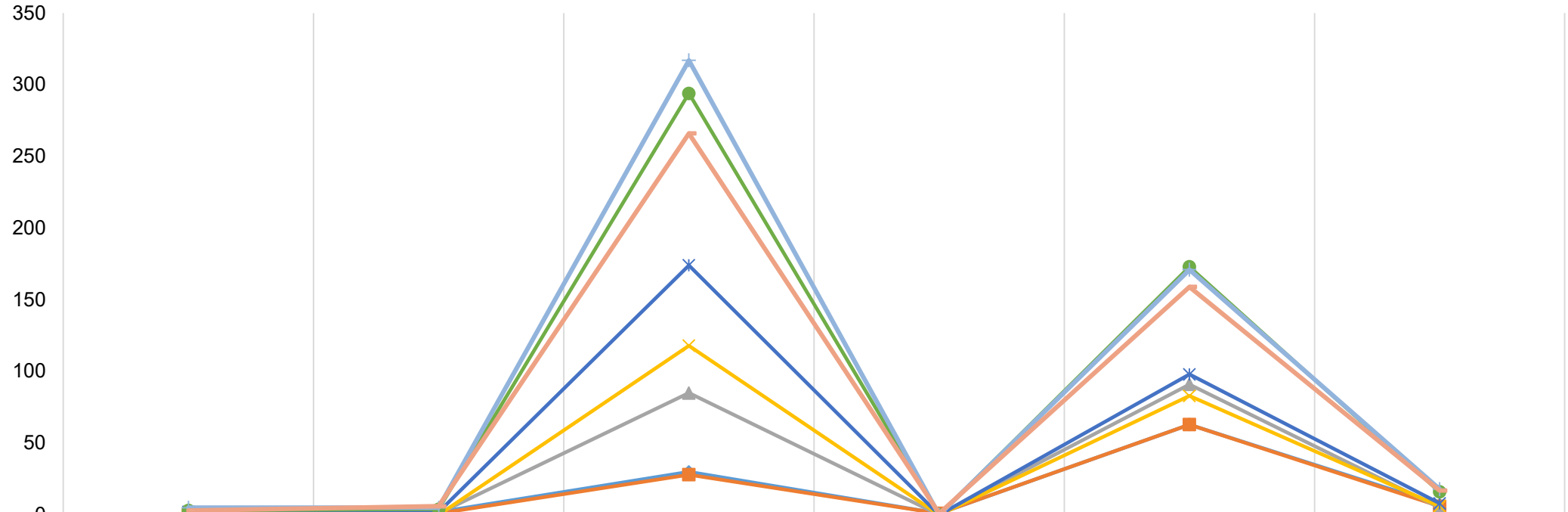
## ENROLLMENT GENDER TRENDS FOR B.S. IN SPORT MANAGEMENT





# ENROLLMENT ETHNICITY TRENDS

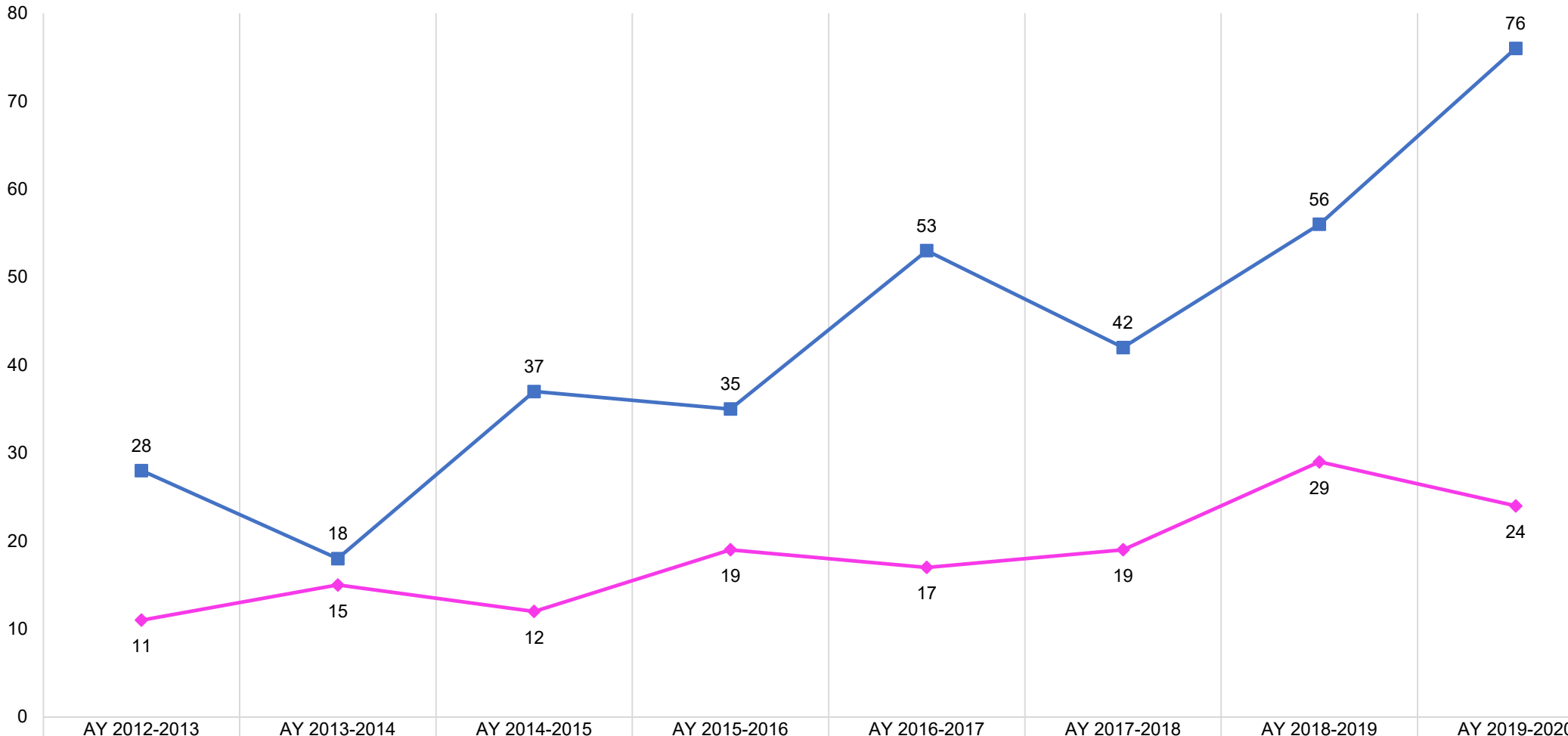
## ENROLLMENT ETHNICITY TRENDS FOR B.S. IN SPORT MANAGEMENT



	AMERICAN INDIAN OR ALASKAN NATIVE	ASIAN	BLACK	NATIVE HAWAIIAN OR PACIFIC ISLANDER	WHITE	UNKNOWN
AY 2012-2013	0	2	30	1	63	7
AY 2013-2014	0	1	28	1	63	6
AY 2014-2015	0	1	85	0	91	5
AY 2015-2016	0	0	118	0	83	6
AY 2016-2017	2	2	174	0	98	8
AY 2017-2018	3	4	294	0	173	16
AY 2018-2019	5	5	317	0	171	18
AY 2019-2020	3	6	266	1	159	17

# GRADUATE GENDER TRENDS

## GRADUATE GENDER TRENDS FOR B.S. IN SPORTS MANAGEMENT

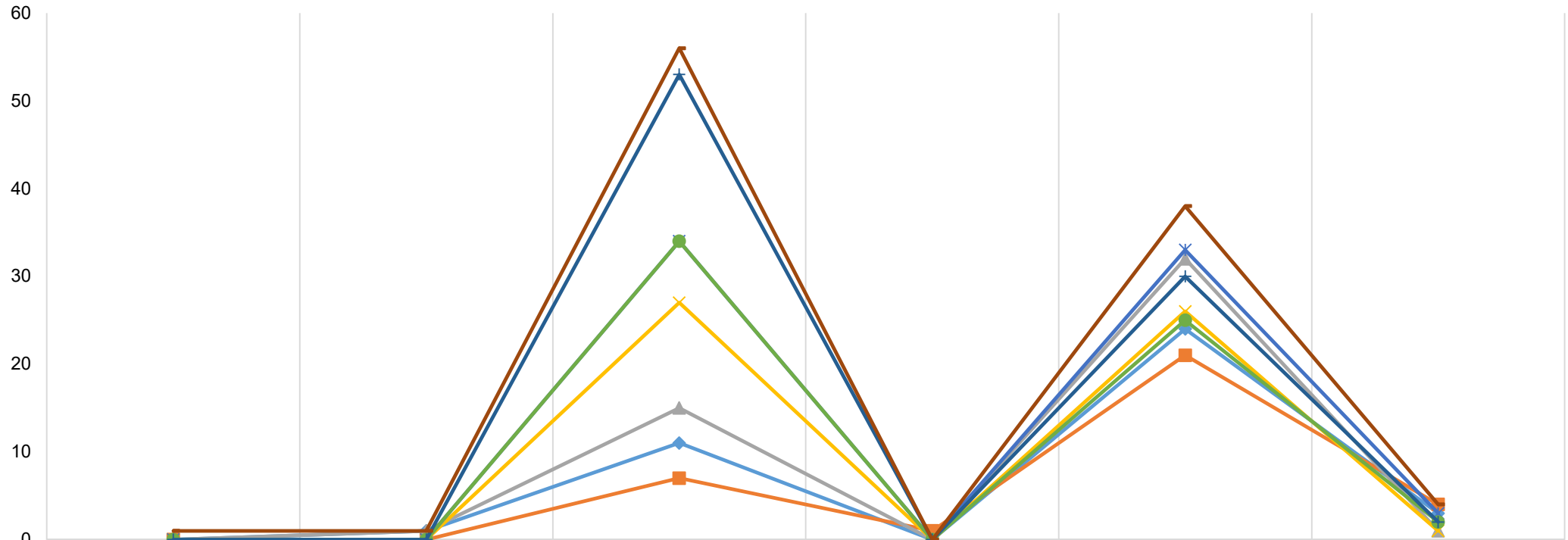


◆ Female  
■ Male

11	15	12	19	17	19	29	24
28	18	37	35	53	42	56	76

# GRADUATE ETHNICITY TRENDS

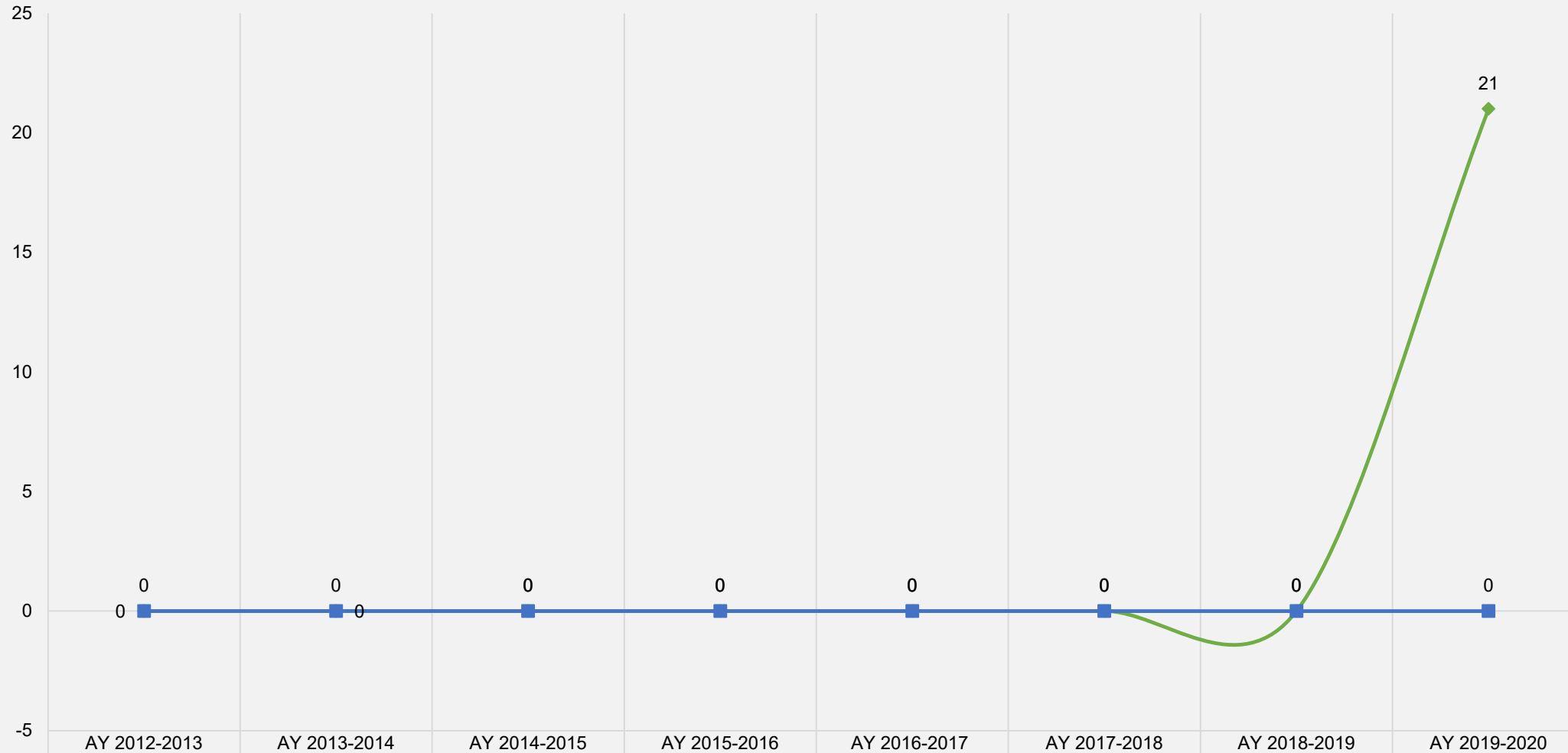
## GRADUATE ETHNICITY TRENDS FOR B.S. IN SPORT MANAGEMENT



	AMERICAN INDIAN OR ALASKAN NATIVE	ASIAN	BLACK	NATIVE HAWAIIAN OR PACIFIC ISLANDER	WHITE	UNKNOWN
AY 2012-2013	0	1	11	0	24	3
AY 2013-2014	0	0	7	1	21	4
AY 2014-2015	0	1	15	0	32	1
AY 2015-2016	0	0	27	0	26	1
AY 2016-2017	0	0	34	0	33	3
AY 2017-2018	0	0	34	0	25	2
AY 2018-2019	0	0	53	0	30	2
AY 2019-2020	1	1	56	0	38	4

# ENROLLMENT AND GRADUATION

## M.S. IN SPORT MANAGEMENT ENROLLMENT & GRADUATION DATA TRENDS



ENROLLED  
GRADUATES

AY 2012-2013

AY 2013-2014

AY 2014-2015

AY 2015-2016

AY 2016-2017

AY 2017-2018

AY 2018-2019

AY 2019-2020

0

0

0

0

0

0

0

21

0

0

0

0

0

0

0

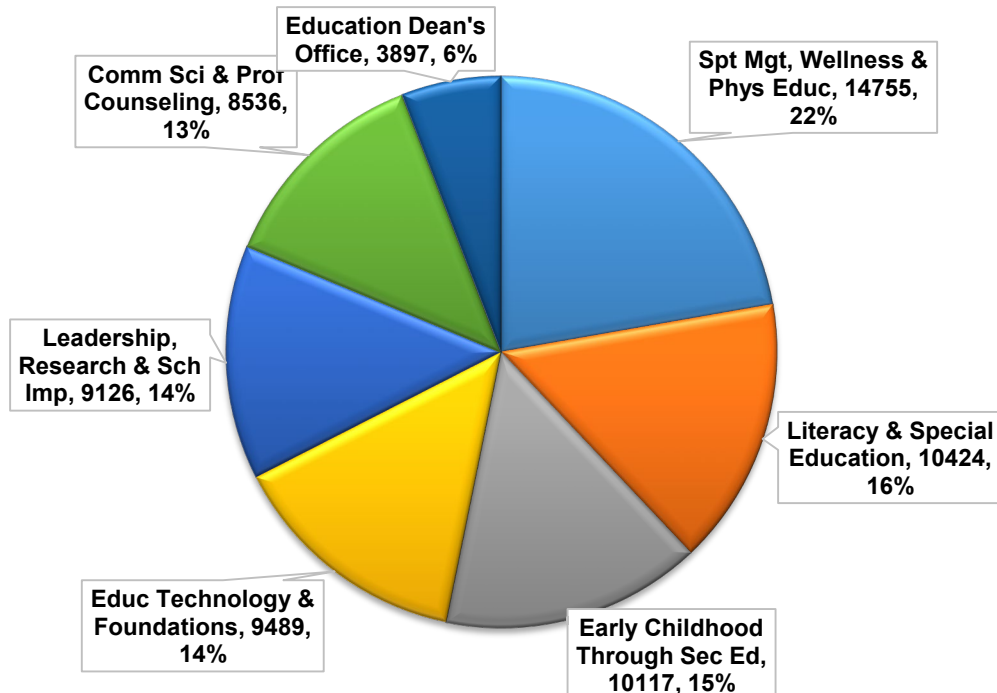
0



# CREDIT HOUR PRODUCTION

TERM	SUMMER 2019			FALL 2019			SPRING 2020			Total by ROWS		
DEPT	ENRL	MAX_ENRL	CRED_HRS	ENRL	MAX_ENRL	CRED_HRS	ENRL	MAX_ENRL	CRED_HRS	ENRL	MAX_ENRL	CRED_HRS
<b>Spt Mgt, Wellness &amp; Phys Educ</b>	<b>698</b>	<b>858</b>	<b>2054</b>	<b>2276</b>	<b>2392</b>	<b>6194</b>	<b>2381</b>	<b>2388</b>	<b>6507</b>	<b>5355</b>	<b>5638</b>	<b>14755</b>
Literacy & Special Education	811	1127	2271	1464	1846	4359	1305	1640	3794	3580	4613	10424
Early Childhood Through Sec Ed	807	935	2410	1402	2179	3575	1415	1794	4132	3624	4908	10117
Educ Technology & Foundations	836	821	2508	1194	1282	3582	1164	1350	3399	3194	3453	9489
Leadership, Research & Sch Imp	975	1063	2881	1039	1153	3072	1074	1336	3173	3088	3552	9126
Comm Sci & Prof Counseling	540	685	1682	1152	1363	3576	1071	1520	3278	2763	3568	8536
Education Dean's Office	209	230	627	529	615	1587	561	615	1683	1299	1460	3897

## CREDIT HOUR PRODUCTION FOR COLLEGE OF EDUCATION FOR AY 19-20 BY DEPARTMENT



## CREDIT HOUR PRODUCTION FOR SPORT MANAGEMENT, WELLNESS & PHYSICAL EDUCATION BY TERM

