



**PREPARING
EXEMPLARY
PRACTITIONERS**

FIELD-BASED
INQUIRY
PROFESSIONAL
EXCELLENCE
BETTERMENT
OF SOCIETY

Adaptive • Proactive • Decisive • Leading • Reflective • Inquisitive
Knowledgeable • Collaborative • Empathetic • Culturally Sensitive

DATA PROGRAM REPORT

M.Ed. SPECIAL EDUCATION

THE UNIVERSITY OF WEST GEORGIA

SUMMER 2019 | FALL 2019 | SPRING 2020

SPED 6721 EVIDENCE BASED PRACTICES POSITION PAPER PROFESSIONAL SEMINAR RUBRIC

Term	Course Number	Course Title	Section	CourseWork Name	Assessment Tool (s)	Number of students that received this coursework	Number of students who have submitted this coursework	Number of students who have not submitted this coursework	Number of students who have been assessed for this coursework
Summer Semester 2019	SPED 6721	Professional Seminar	E01	SPED 6721 Evidence Based Practices Position Paper Summer 2019	SPED 6721 Evidence Based Practices Position Paper Professional Seminar Rubric	20	20	0	20
Summer Semester 2019	SPED 6721	Professional Seminar	E02	SPED 6721 Evidence Based Practices Position Paper Summer 2019	SPED 6721 Evidence Based Practices Position Paper Professional Seminar Rubric	19	19	0	19
Summer Semester 2019	SPED 6721	Professional Seminar	E03	SPED 6721 Evidence Based Practices Position Paper Summer 2019	SPED 6721 Evidence Based Practices Position Paper Professional Seminar Rubric	1	0	1	0
Fall Semester 2019	SPED 6721	Professional Seminar	E01	SPED 6721 Evidence Based Practices Position Paper Fall 2019	SPED 6721 Evidence Based Practices Position Paper Professional Seminar Rubric	1	1	0	1

THE TABLES BELOW CONTAIN AGGREGATE DATA FOR THE FORM : SPED 6721 Evidence Based Practices Position Paper Professional Seminar Rubric

Rubric	# Unacceptable	% Unacceptable	# Emergent	% Emergent	# Proficient	% Proficient	# Exemplary	% Exemplary	# No Response	% No Response	Total Response	Mean	Median	Mode	Standard Deviation
Articles	0	0%	0	0%	0	0%	40	100%	0	0%	40	4	4	4	0
Theme	0	0%	0	0%	5	12.5%	35	87.5%	0	0%	40	3.88	4	4	0.33
Introduction, Problem Statement, Background	0	0%	0	0%	2	5%	38	95%	0	0%	40	3.95	4	4	0.22
Synthesis of Literature	0	0%	2	5%	17	42.5%	21	52.5%	0	0%	40	3.48	4	4	0.59
Length/Format	0	0%	0	0%	8	20%	32	80%	0	0%	40	3.8	4	4	0.4
Grammar	0	0%	5	12.5%	3	7.5%	32	80%	0	0%	40	3.67	4	4	0.69
Literature Review Elements:	0	0%	0	0%	4	10%	36	90%	0	0%	40	3.9	4	4	0.3
Implications for Policy and Practice	0	0%	2	5%	19	47.5%	19	47.5%	0	0%	40	3.42	3	3	0.59
Total/Percentage	0	0%	9	2.81%	58	18.12%	253	79.06%	0	0%	320				

SPED 7721 ASSESSMENT PORTFOLIO RUBRIC 1.14.19

Term	Course Number	Course Title	Section	CourseWork Name	Assessment Tool (s)	Number of students that received this coursework	Number of students who have submitted this coursework	Number of students who have not submitted this coursework	Number of students who have been assessed for this coursework
Summer Semester 2019	SPED 7721	Assessment in Special Educ	E01	SPED 7721 Assessment Portfolio Summer 2019	SPED 7721 Assessment Portfolio Rubric 1.14.19	3	3	0	3
Fall Semester 2019	SPED 7721	Assessment in Special Educ	E01	SPED 7721 Assessment Portfolio Fall 2019	SPED 7721 Assessment Portfolio Rubric 1.14.19	1	1	0	1
Fall Semester 2019	SPED 7721	Assessment in Special Educ	E02	SPED 7721 Assessment Portfolio Fall 2019	SPED 7721 Assessment Portfolio Rubric 1.14.19	3	3	0	3
Spring Semester 2020	SPED 7721	Assessment in Special Educ	E01	SPED 7721 Assessment Portfolio Spring 2020	SPED 7721 Assessment Portfolio Rubric 1.14.19	25	23	2	23

THE TABLES BELOW CONTAIN AGGREGATE DATA FOR THE FORM : SPED 7721 Assessment Portfolio Rubric 1.14.19

Rubric	# Level 1 Unacceptable Does not or inconsistently meet standards	% Level 1 Unacceptable Does not or inconsistently meet standards	# Level 2 Developing Meets minimum standards	% Level 2 Developing Meets minimum standards	# Level 3 ProficientConsistently meets standards	% Level 3 ProficientConsistently meets standards	# Level 4 Exemplary Consistently exceeds standards	% Level 4 Exemplary Consistently exceeds standards	# No Response	% No Response	Total Response	Mean	Median	Mode	Standard Deviation
Attachments: 1 - Copy of the formative assessment with scoring criteria *7720 (adapted) IEP current levels, psych eval, assessment / instruction activities, & baseline data 2 - Copy of the summative assessment with scoring criteria *7720 (adapted) GAA pretest/posttest 3 - Copy of the grading tool you created 4 - Marked copies of the student's work that reflect your evaluation and student feedback	0	0%	3	10.34%	8	27.59%	18	62.07%	0	0%	29	3.52	4	4	0.68
Two Assessments: Formative and Summative	3	10.34%	0	0%	0	0%	26	89.66%	0	0%	29	3.69	4	4	0.91
Clear Criteria	1	3.45%	2	6.9%	1	3.45%	25	86.21%	0	0%	29	3.72	4	4	0.74
Learner Differences	0	0%	0	0%	0	0%	29	100%	0	0%	29	4	4	4	0
Marked Feedback on Assessment *7720 (adapted) how the assessments informed instructional practices	1	3.45%	1	3.45%	2	6.9%	25	86.21%	0	0%	29	3.76	4	4	0.68
Reflection of Assessment Analysis	0	0%	1	3.45%	1	3.45%	27	93.1%	0	0%	29	3.9	4	4	0.4
Self-Assessment *7720 (adapted) self-determination, self-monitoring, and reinforcement	1	3.45%	3	10.34%	2	6.9%	23	79.31%	0	0%	29	3.62	4	4	0.81
Minimize Bias	0	0%	2	6.9%	2	6.9%	25	86.21%	0	0%	29	3.79	4	4	0.55
Communication Plan	0	0%	0	0%	0	0%	29	100%	0	0%	29	4	4	4	0
Content	0	0%	0	0%	1	3.45%	28	96.55%	0	0%	29	3.97	4	4	0.18
Writing Style / Grammar / APA	0	0%	0	0%	2	6.9%	27	93.1%	0	0%	29	3.93	4	4	0.25
Total/Percentage	6	1.88%	12	3.76%	19	5.96%	282	88.4%	0	0%	319				

SPED 7724 COLLABORATIVE LEADERHSIP PROJECT ON SCHOOL-PARENT-COMMUNITY DIVERSITY RUBRIC

Term	Course Number	Course Title	Section	CourseWork Name	Assessment Tool (s)	Number of students that received this coursework	Number of students who have submitted this coursework	Number of students who have not submitted this coursework	Number of students who have been assessed for this coursework
Summer Semester 2019	SPED 7724	Collaboration and Inclusion	E01	SPED 7724 Collaborative Leadership Project on School-Parent-Community Diversity Summer 2019	SPED 7724 Collaborative Leadership Project on School-Parent-Community Diversity Rubric	26	26	0	26
Summer Semester 2019	SPED 7724	Collaboration and Inclusion	E02	SPED 7724 Collaborative Leadership Project on School-Parent-Community Diversity Summer 2019	SPED 7724 Collaborative Leadership Project on School-Parent-Community Diversity Rubric	1	1	0	1
Fall Semester 2019	SPED 7724	Collaboration and Inclusion	E01	SPED 7724 Collaborative Leadership Project Fall 2019	SPED 7724 Collaborative Leadership Project on School-Parent-Community Diversity Rubric	8	8	0	8
Spring Semester 2020	SPED 7724	Collaboration and Inclusion	E01	SPED 7724 Collaborative Leadership Project Spring 2020	SPED 7724 Collaborative Leadership Project on School-Parent-Community Diversity Rubric	3	3	0	3

THE TABLES BELOW CONTAIN AGGREGATE DATA FOR THE FORM : SPED 7724 Collaborative Leadership Project on School-Parent-Community Diversity Rubric

Rubric	# Exemplary - Level 4	% Exemplary - Level 4	# Proficient - Level 3	% Proficient - Level 3	# Developing - Level 2	% Developing - Level 2	# Unacceptable - Level 1	% Unacceptable - Level 1	# No Response	% No Response	Total Response	Mean	Median	Mode	Standard Deviation
Importance of School-Parent-Community Collaboration. (10 points max)	21	55.26%	17	44.74%	0	0%	0	0%	0	0%	38	8.21	10	10	1.99
Barriers / Issues with Cultural, Linguistic, Beliefs. (10 points max)	29	76.32%	9	23.68%	0	0%	0	0%	0	0%	38	9.05	10	10	1.7
Plan for Parent- Community Collaboration. (10 points max)	21	55.26%	17	44.74%	0	0%	0	0%	0	0%	38	8.21	10	10	1.99
Plan for Advocating for the plan. (10 points max)	22	57.89%	12	31.58%	4	10.53%	0	0%	0	0%	38	8	10	10	2.49
Citations / References (10 points max)	19	50%	19	50%	0	0%	0	0%	0	0%	38	8	8	6	2
Technical: 12 point font, Times New Roman, Double Spaced, with 1 inch Margins for this project if using a Word Document. Title Page with all group members' names (5 points) Resources: Up to one page on resources, pictures, links, blogs, etc. (5 points)	20	52.63%	18	47.37%	0	0%	0	0%	0	0%	38	8.11	10	10	2
Total/Percentage	132	57.89%	92	40.35%	4	1.75%	0	0%	0	0%	228				

SPED 7726 ARTICLE CRITIQUE RUBRIC

Term	Course Number	Course Title	Section	CourseWork Name	Assessment Tool (s)	Number of students that received this coursework	Number of students who have submitted this coursework	Number of students who have not submitted this coursework	Number of students who have been assessed for this coursework
Fall Semester 2019	SPED 7726	Autism: Collab & Instruction	E01	SPED 7726 Article Critique Assignment Fall 2019	SPED 7726 Article Critique Rubric	17	17	0	17
Fall Semester 2019	SPED 7726	Autism: Collab & Instruction	E02	SPED 7726 Article Critique Assignment Fall 2019	SPED 7726 Article Critique Rubric	15	15	0	15
Spring Semester 2020	SPED 7726	Autism: Collab & Instruction	E01	SPED 7726 Article Critique Assignment Spring 2020	SPED 7726 Article Critique Rubric	10	10	0	10

THE TABLES BELOW CONTAIN AGGREGATE DATA FOR THE FORM : SPED 7726 Article Critique Rubric

Rubric	# Unacceptable	% Unacceptable	# Developing	% Developing	# Proficient	% Proficient	# Exemplary	% Exemplary	# No Response	% No Response	Total Response	Mean	Median	Mode	Standard Deviation
Summary: Description	0	0%	0	0%	6	14.29%	36	85.71%	0	0%	42	1.93	2	2	0.17
Summary: Author perspective and purpose	0	0%	0	0%	6	14.29%	36	85.71%	0	0%	42	1.93	2	2	0.17
Critique: Opinion	0	0%	0	0%	2	4.76%	40	95.24%	0	0%	42	1.98	2	2	0.11
Critique: Future use	1	2.38%	0	0%	6	14.29%	35	83.33%	0	0%	42	1.88	2	2	0.34
Mechanics, APA format, person first language	0	0%	0	0%	3	7.32%	38	92.68%	1	2.38%	41	0.96	1	1	0.13
Copy of article and reference provided in APA format	0	0%	3	7.14%	13	30.95%	26	61.9%	0	0%	42	0.79	1	1	0.27
Total/Percentage	1	0.4%	3	1.2%	36	14.34%	211	84.06%	1	0.4%	251				

SPED 7726 MODEL CLASSROOM RUBRIC

Term	Course Number	Course Title	Section	CourseWork Name	Assessment Tool (s)	Number of students that received this coursework	Number of students who have submitted this coursework	Number of students who have not submitted this coursework	Number of students who have been assessed for this coursework
Fall Semester 2019	SPED 7726	Autism: Collab & Instruction	E01	SPED 7726 Model Classroom Assignment Fall 2019	SPED 7726 Model Classroom Rubric	17	17	0	17
Fall Semester 2019	SPED 7726	Autism: Collab & Instruction	E02	SPED 7726 Model Classroom Assignment Fall 2019	SPED 7726 Model Classroom Rubric	14	13	1	13
Spring Semester 2020	SPED 7726	Autism: Collab & Instruction	E01	SPED 7726 Model Classroom Assignment Spring 2020	SPED 7726 Model Classroom Rubric	10	10	0	10

THE TABLES BELOW CONTAIN AGGREGATE DATA FOR THE FORM : SPED 7726 Model Classroom Rubric

Rubric	# Unacceptable	% Unacceptable	# Developing	% Developing	# Proficient	% Proficient	# Exemplary	% Exemplary	# No Response	% No Response	Total Response	Mean	Median	Mode	Standard Deviation
Student Profiles Summary	0	0%	0	0%	6	15%	34	85%	0	0%	40	5.7	6	6	0.71
Physical Environment	0	0%	0	0%	3	7.69%	36	92.31%	1	2.5%	39	5.85	6	6	0.53
Temporal Structure	0	0%	1	2.5%	2	5%	37	92.5%	0	0%	40	5.8	6	6	0.75
Systematic Instruction	0	0%	1	2.5%	4	10%	35	87.5%	0	0%	40	5.7	6	6	0.84
Communication	0	0%	2	5%	10	25%	28	70%	0	0%	40	5.3	6	6	1.14
Behavior	0	0%	0	0%	7	17.5%	33	82.5%	0	0%	40	5.65	6	6	0.76
Mechanics, APA format, person first language:	0	0%	1	2.5%	1	2.5%	38	95%	0	0%	40	1.96	2	2	0.17
References and headings	0	0%	6	15%	6	15%	28	70%	0	0%	40	1.77	2	2	0.37
Total/Percentage	0	0%	11	3.45%	39	12.23%	269	84.33%	1	0.31%	319				

SPED 7765 DIFFERENTIATED INSTRUCTION PROJECT-GRADING RUBRIC

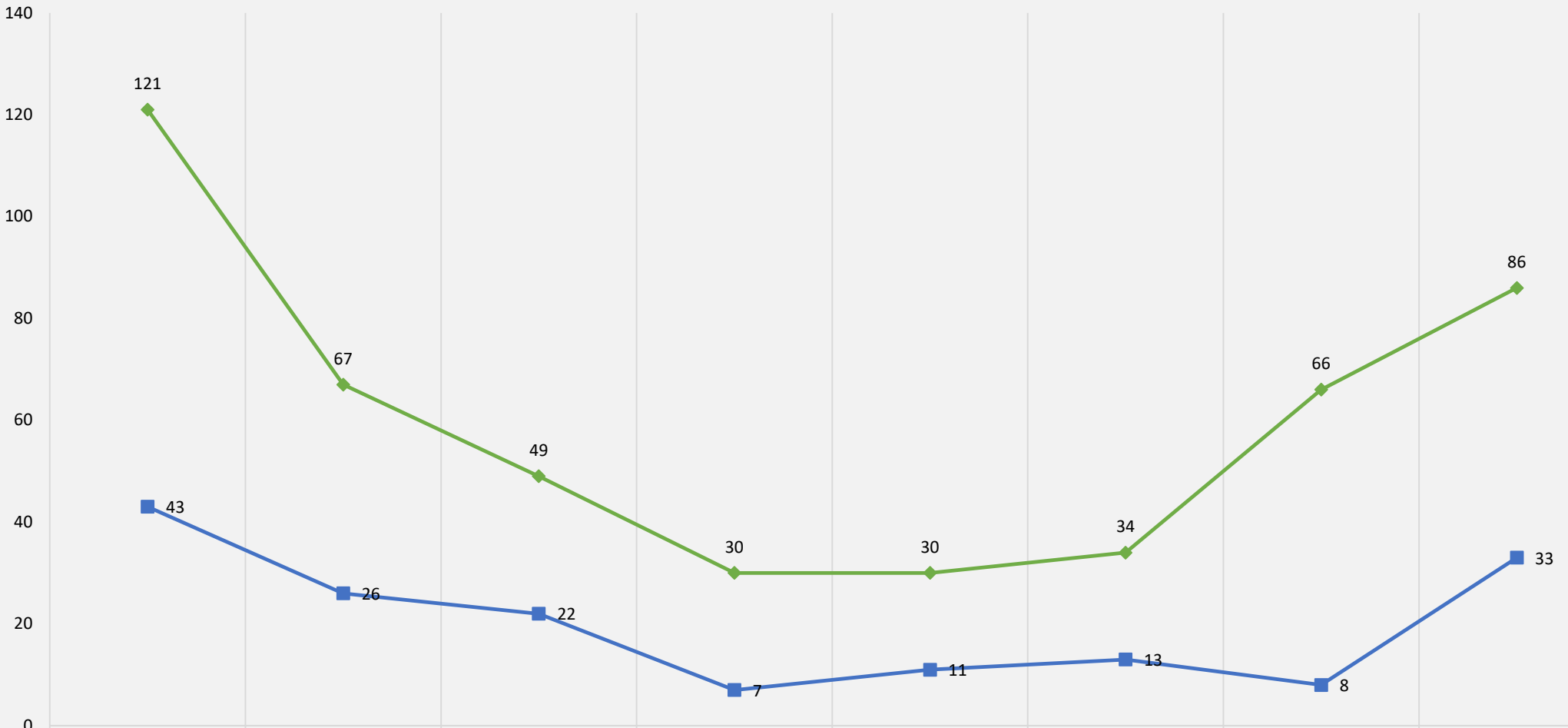
Term	Course Number	Course Title	Section	CourseWork Name	Assessment Tool (s)	Number of students that received this coursework	Number of students who have submitted this coursework	Number of students who have not submitted this coursework	Number of students who have been assessed for this coursework
Summer Semester 2019	SPED 7765	Adv Differentiated Instructio	E01	SPED 7765 Differentiated Instruction Project Summer 2019	SPED 7765 Differentiated Instruction Project - Grading Rubric	25	25	0	25
Summer Semester 2019	SPED 7765	Adv Differentiated Instructio	E02	SPED 7765 Differentiated Instruction Project Summer 2019	SPED 7765 Differentiated Instruction Project - Grading Rubric	8	6	2	6

THE TABLES BELOW CONTAIN AGGREGATE DATA FOR THE FORM : SPED 7765 Differentiated Instruction Project - Grading Rubric

Rubric	# Unacceptable	% Unacceptable	# Developing	% Developing	# Proficient	% Proficient	# Exemplary	% Exemplary	# No Response	% No Response	Total Response	Mean	Median	Mode	Standard Deviation
Description of Students:	0	0%	0	0%	0	0%	31	100%	0	0%	31	4	4	4	0
Student Goals:	0	0%	0	0%	0	0%	31	100%	0	0%	31	4	4	4	0
Assessment Plan:	0	0%	0	0%	0	0%	31	100%	0	0%	31	4	4	4	0
Materials and Directions:	0	0%	0	0%	0	0%	31	100%	0	0%	31	4	4	4	0
Strategies for Instruction:	0	0%	0	0%	0	0%	31	100%	0	0%	31	4	4	4	0
Differentiated Plan:	0	0%	0	0%	0	0%	31	100%	0	0%	31	4	4	4	0
Rationale & References:	0	0%	0	0%	0	0%	31	100%	0	0%	31	4	4	4	0
Data Based Decision Reflection:	0	0%	0	0%	0	0%	31	100%	0	0%	31	4	4	4	0
Total/Percentage	0	0%	0	0%	0	0%	248	100%	0	0%	248				

ENROLLMENT AND GRADUATION

M.ED. IN SPECIAL EDUCATION ENROLLMENT AND GRADUATION DATA TRENDS



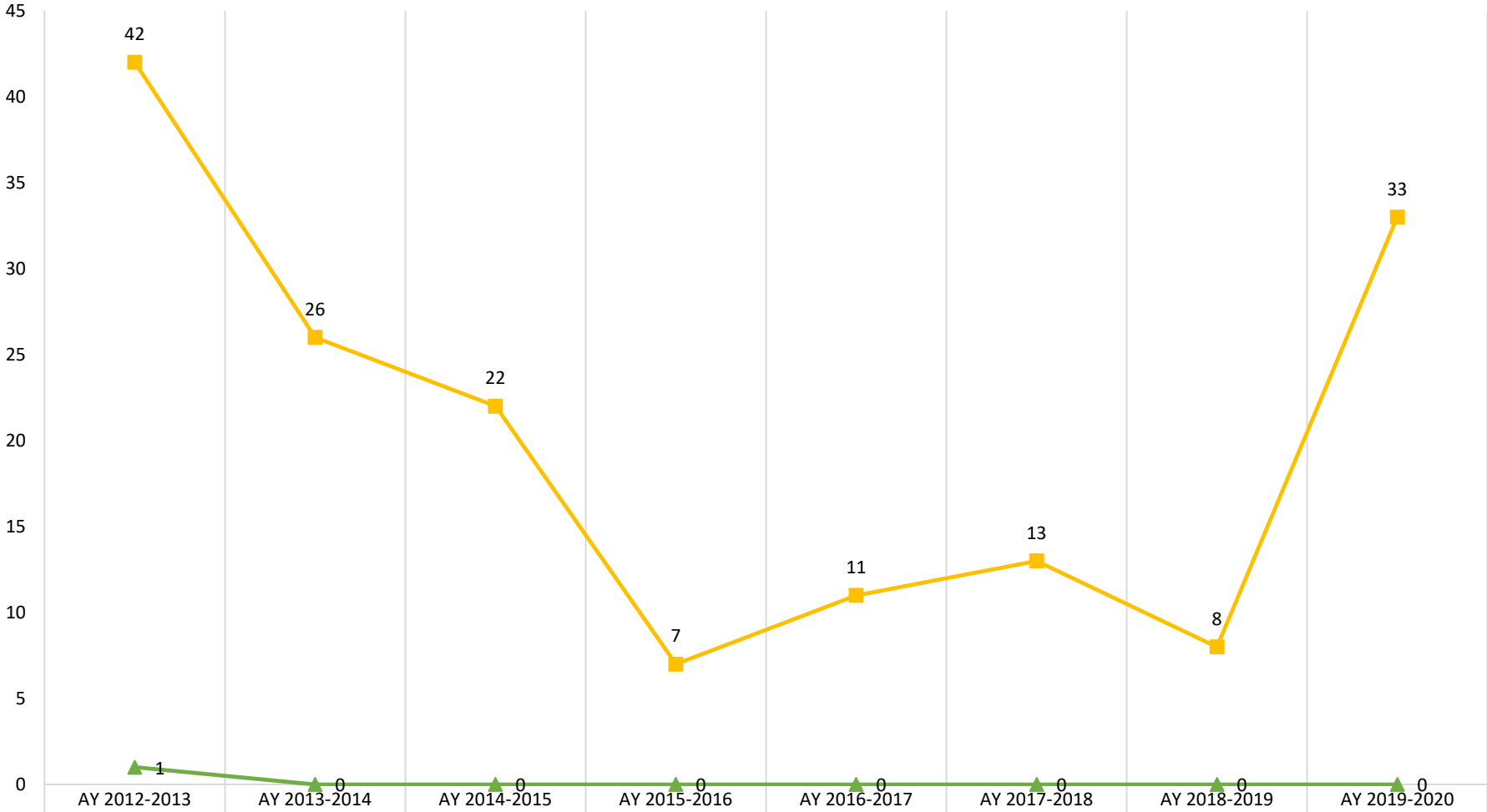
◆ ENROLLED
■ GRADUATES

AY 2012-2013 AY 2013-2014 AY 2014-2015 AY 2015-2016 AY 2016-2017 AY 2017-2018 AY 2018-2019 AY 2019-2020

121	67	49	30	30	34	66	86
43	26	22	7	11	13	8	33

GRADUATION

GRADUATION TRENDS FOR M.ED. IN SPECIAL EDUCATION

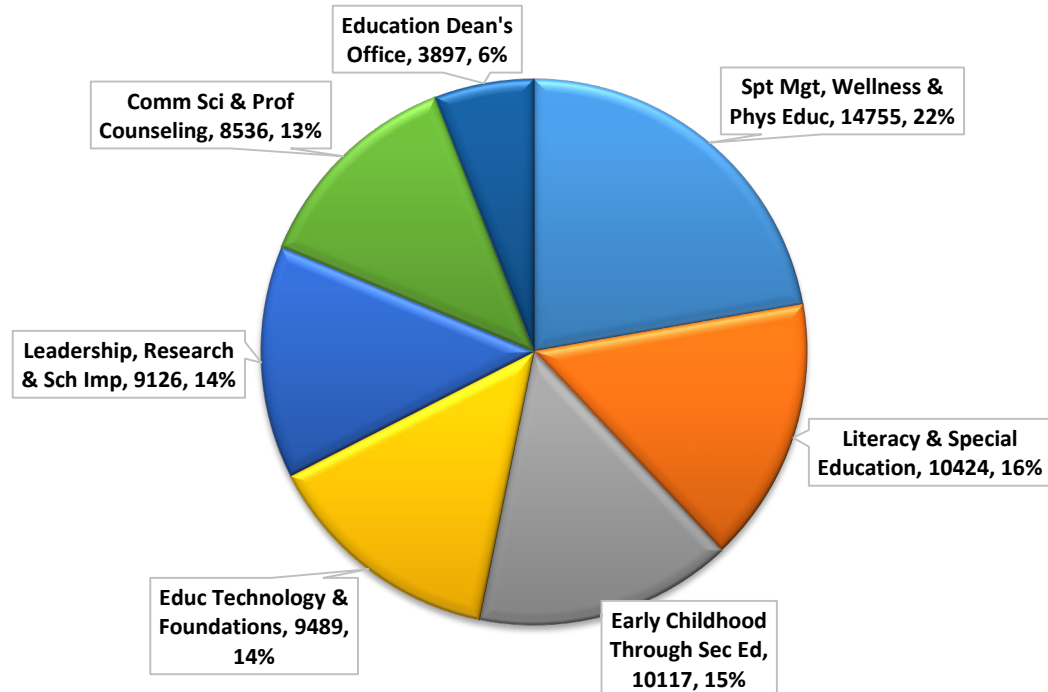


M.Ed. Special Education	42	26	22	7	11	13	8	33
M.Ed. Special Education General Curriculum	1	0	0	0	0	0	0	0

CREDIT HOUR PRODUCTION

TERM	SUMMER 2019			FALL 2019			SPRING 2020			Total by ROWS		
DEPT	ENRL	MAX_ENRL	CRED_HRS	ENRL	MAX_ENRL	CRED_HRS	ENRL	MAX_ENRL	CRED_HRS	ENRL	MAX_ENRL	CRED_HRS
Spt Mgt, Wellness & Phys Educ	698	858	2054	2276	2392	6194	2381	2388	6507	5355	5638	14755
Literacy & Special Education	811	1127	2271	1464	1846	4359	1305	1640	3794	3580	4613	10424
Early Childhood Through Sec Ed	807	935	2410	1402	2179	3575	1415	1794	4132	3624	4908	10117
Educ Technology & Foundations	836	821	2508	1194	1282	3582	1164	1350	3399	3194	3453	9489
Leadership, Research & Sch Imp	975	1063	2881	1039	1153	3072	1074	1336	3173	3088	3552	9126
Comm Sci & Prof Counseling	540	685	1682	1152	1363	3576	1071	1520	3278	2763	3568	8536
Education Dean's Office	209	230	627	529	615	1587	561	615	1683	1299	1460	3897

CREDIT HOUR PRODUCTION FOR COLLEGE OF EDUCATION FOR AY 19-20 BY DEPARTMENT



CREDIT HOUR PRODUCTION FOR LITERACY & SPECIAL EDUCATION BY TERM

