



**PREPARING
EXEMPLARY
PRACTITIONERS**

FIELD-BASED
INQUIRY
PROFESSIONAL
EXCELLENCE
BETTERMENT
OF SOCIETY

Adaptive • Proactive • Decisive • Leading • Reflective • Inquisitive
Knowledgeable • Collaborative • Empathetic • Culturally Sensitive

DATA PROGRAM REPORT

M.Ed. PROFESSIONAL COUNSELING IN COLLEGE STUDENT AFFAIRS

THE UNIVERSITY OF WEST GEORGIA

SUMMER 2019 | FALL 2019 | SPRING 2020

CEPD 7145 GROUP ADVOCACY PLAN 6.16.14

Term	Course Number	Course Title	Section	CourseWork Name	Assessment Tool (s)	Number of students that received this coursework	Number of students who have submitted this coursework	Number of students who have not submitted this coursework	Number of students who have been assessed for this coursework
Summer Semester 2019	CEPD 7145	Advocacy and Leadership	E02	CEPD 7145 Group Advocacy Plan Summer 2019	CEPD 7145 Group Advocacy Plan 6.16.14	17	17	0	17

THE TABLES BELOW CONTAIN AGGREGATE DATA FOR THE FORM : CEPD 7145 Group Advocacy Plan 6.16.14

	# Unacceptable	% Unacceptable	# Developing	% Developing	# Proficient	% Proficient	# Exemplary	% Exemplary	# No Response	% No Response	Total Response	Mean	Median	Mode	Standard Deviation
Addressing Social Barriers	0	0%	0	0%	17	100%	0	0%	0	0%	17	3	3	3	0
Total/Percentage	0	0%	0	0%	17	100%	0	0%	0	0%	17				
Leadership Development	0	0%	0	0%	13	76.47%	4	23.53%	0	0%	17	3.24	3	3	0.42
Leadership Development	0	0%	0	0%	13	76.47%	4	23.53%	0	0%	17				
Total/Percentage	0	0%	0	0%	13	76.47%	4	23.53%	0	0%	17				
Leadership Development	0	0%	1	5.88%	9	52.94%	7	41.18%	0	0%	17	3.35	3	3	0.59
Leadership Development	0	0%	1	5.88%	9	52.94%	7	41.18%	0	0%	17				
Total/Percentage	0	0%	1	5.88%	9	52.94%	7	41.18%	0	0%	17				
Advocacy Development	0	0%	0	0%	12	70.59%	5	29.41%	0	0%	17	3.29	3	3	0.46
Advocacy Development	0	0%	0	0%	12	70.59%	5	29.41%	0	0%	17				
Total/Percentage	0	0%	0	0%	12	70.59%	5	29.41%	0	0%	17				
Addressing Social Barriers	0	0%	0	0%	14	82.35%	3	17.65%	0	0%	17	3.18	3	3	0.38
Addressing Social Barriers	0	0%	0	0%	14	82.35%	3	17.65%	0	0%	17				
Total/Percentage	0	0%	0	0%	14	82.35%	3	17.65%	0	0%	17				
Advocacy and Leadership Development	0	0%	0	0%	13	76.47%	4	23.53%	0	0%	17	3.24	3	3	0.42
Advocacy and Leadership Development	0	0%	0	0%	13	76.47%	4	23.53%	0	0%	17				
Total/Percentage	0	0%	0	0%	13	76.47%	4	23.53%	0	0%	17				
Advocacy and Leadership Development	0	0%	2	11.76%	11	64.71%	4	23.53%	0	0%	17	3.12	3	3	0.58
Advocacy and Leadership Development	0	0%	2	11.76%	11	64.71%	4	23.53%	0	0%	17				
Total/Percentage	0	0%	2	11.76%	11	64.71%	4	23.53%	0	0%	17				

CEPD 7152 FINAL RESEARCH PROPOSAL RUBRIC 2.23.16

Term	Course Number	Course Title	Section	CourseWork Name	Assessment Tool (s)	Number of students that received this coursework	Number of students who have submitted this coursework	Number of students who have not submitted this coursework	Number of students who have been assessed for this coursework
Summer Semester 2019	CEPD 7152	Research & Program Evaluation	E01	CEPD 7152 Final Research Proposal Summer 2019	CEPD 7152 Final Research Proposal Rubric 2.23.16	3	3	0	3

THE TABLES BELOW CONTAIN AGGREGATE DATA FOR THE FORM : CEPD 7152 Final Research Proposal Rubric 2.23.16

	# Unacceptable	% Unacceptable	# Developing	% Developing	# Proficient	% Proficient	# Exemplary	% Exemplary	# No Response	% No Response	Total Response	Mean	Median	Mode	Standard Deviation
Content Knowledge	0	0%	0	0%	0	0%	0	0%	3	100%	0	0	0	0	0
Total/Percentage	0	0%	0	0%	0	0%	0	0%	3	100%	0				
Data Analysis	0	0%	0	0%	1	33.33%	2	66.67%	0	0%	3	3.67	4	4	0.47
Total/Percentage	0	0%	0	0%	1	33.33%	2	66.67%	0	0%	3				
Data Interpretation and Application	0	0%	0	0%	1	33.33%	2	66.67%	0	0%	3	3.67	4	4	0.47
Total/Percentage	0	0%	0	0%	1	33.33%	2	66.67%	0	0%	3				
Professional Relevance	0	0%	0	0%	1	33.33%	2	66.67%	0	0%	3	3.67	4	4	0.47
Total/Percentage	0	0%	0	0%	1	33.33%	2	66.67%	0	0%	3				
Content Knowledge	0	0%	0	0%	1	33.33%	2	66.67%	0	0%	3	3.67	4	4	0.47
Total/Percentage	0	0%	0	0%	1	33.33%	2	66.67%	0	0%	3				
Program Evaluation	0	0%	0	0%	3	100%	0	0%	0	0%	3	3	3	3	0
Total/Percentage	0	0%	0	0%	3	100%	0	0%	0	0%	3				
Program Development	0	0%	0	0%	2	66.67%	1	33.33%	0	0%	3	3.33	3	3	0.47
Total/Percentage	0	0%	0	0%	2	66.67%	1	33.33%	0	0%	3				

CEPD 6140 CSA FINAL TRANSCRIPT RUBRIC

Term	Course Number	Course Title	Section	CourseWork Name	Assessment Tool (s)	Number of students that received this coursework	Number of students who have submitted this coursework	Number of students who have not submitted this coursework	Number of students who have been assessed for this coursework
Fall Semester 2019	CEPD 6140	Basic Counseling Skills	01	CEPD 6140 CSA Final Transcript Assignment Fall 2019	CEPD 6140 CSA Final Transcript Rubric	20	20	0	20

THE TABLES BELOW CONTAIN AGGREGATE DATA FOR THE FORM : CEPD 6140 CSA Final Transcript Rubric

Rubric	# Unacceptable	% Unacceptable	# Developing	% Developing	# Proficient	% Proficient	# Exemplary	% Exemplary	# No Response	% No Response	Total Response	Mean	Median	Mode	Standard Deviation
Outcome 1: Candidate will demonstrate knowledge, skills & dispositions consistent with professional orientation & ethical practice.	0	0%	2	10%	18	90%	0	0%	0	0%	20	2.9	3	3	0.3
Outcome 5: Candidate will demonstrate knowledge, skills & dispositions consistent with helping relationships.	0	0%	2	10%	18	90%	0	0%	0	0%	20	2.9	3	3	0.3
Outcome 7: Candidate will demonstrate knowledge, skills & dispositions consistent with assessment.	0	0%	19	95%	1	5%	0	0%	0	0%	20	2.05	2	2	0.22
Total/Percentage	0	0%	23	38.33%	37	61.67%	0	0%	0	0%	60				

CEPD 6160 PSYCHO-ED GROUP PROPOSAL RUBRIC

Term	Course Number	Course Title	Section	CourseWork Name	Assessment Tool (s)	Number of students that received this coursework	Number of students who have submitted this coursework	Number of students who have not submitted this coursework	Number of students who have been assessed for this coursework
Fall Semester 2019	CEPD 6160	Group Counseling	01	CEPD 6160 Psychoeducational Group Proposal Fall 2019	CEPD 6160 Psycho-Ed Group Proposal Rubric	16	16	0	16

THE TABLES BELOW CONTAIN AGGREGATE DATA FOR THE FORM : CEPD 6160 Psycho-Ed Group Proposal Rubric

	# Unacceptable	% Unacceptable	# Developing	% Developing	# Proficient	% Proficient	# Exemplary	% Exemplary	# No Response	% No Response	Total Response	Mean	Median	Mode	Standard Deviation
Group Leadership Skills	0	0%	4	25%	6	37.5%	6	37.5%	0	0%	16	3.12	3	3	0.78
Total/Percentage	0	0%	4	25%	6	37.5%	6	37.5%	0	0%	16				
Group Dynamics	0	0%	4	25%	6	37.5%	6	37.5%	0	0%	16	3.12	3	3	0.78
Total/Percentage	0	0%	4	25%	6	37.5%	6	37.5%	0	0%	16				
Group Leadership Skills	0	0%	4	25%	6	37.5%	6	37.5%	0	0%	16	3.12	3	3	0.78
Total/Percentage	0	0%	4	25%	6	37.5%	6	37.5%	0	0%	16				
Assessment	0	0%	4	25%	6	37.5%	6	37.5%	0	0%	16	3.12	3	3	0.78
Total/Percentage	0	0%	4	25%	6	37.5%	6	37.5%	0	0%	16				
Assessment	0	0%	4	25%	6	37.5%	6	37.5%	0	0%	16	3.12	3	3	0.78
Total/Percentage	0	0%	4	25%	6	37.5%	6	37.5%	0	0%	16				
Diversity	0	0%	4	25%	6	37.5%	6	37.5%	0	0%	16	3.12	3	3	0.78
Total/Percentage	0	0%	4	25%	6	37.5%	6	37.5%	0	0%	16				

CEPD 6170 CSA PERSONAL PHILOSOPHY PAPER RUBRIC

Term	Course Number	Course Title	Section	CourseWork Name	Assessment Tool (s)	Number of students that received this coursework	Number of students who have submitted this coursework	Number of students who have not submitted this coursework	Number of students who have been assessed for this coursework
Fall Semester 2019	CEPD 6170	Found of Coll Student Affairs	01	CEPD 6170 CSA Personal Philosophy of Student Affairs Paper Assignment Fall 2019	CEPD 6170 CSA Personal Philosophy Paper Rubric	19	19	0	19

THE TABLES BELOW CONTAIN AGGREGATE DATA FOR THE FORM : CEPD 6170 CSA Personal Philosophy Paper Rubric

	# Unacceptable (1)	% Unacceptable (1)	# Developing (2)	% Developing (2)	# Proficient (3)	% Proficient (3)	# Exemplary (4)	% Exemplary (4)	# No Response	% No Response	Total Response	Mean	Median	Mode	Standard Deviation
Personal Philosophy Paper	0	0%	3	15.79%	7	36.84%	9	47.37%	0	0%	19	3.32	3	4	0.73
Total/Percentage	0	0%	3	15.79%	7	36.84%	9	47.37%	0	0%	19				

CEPD 6172 CSA APPLICATION RESEARCH PROJECT

Term	Course Number	Course Title	Section	CourseWork Name	Assessment Tool (s)	Number of students that received this coursework	Number of students who have submitted this coursework	Number of students who have not submitted this coursework	Number of students who have been assessed for this coursework
Fall Semester 2019	CEPD 6172	Theories of College Stu Dev	01	CEPD 6172 CSA Application Research Project Assignment Fall 2019	CEPD 6172 CSA Application Research Project	21	21	0	21

THE TABLES BELOW CONTAIN AGGREGATE DATA FOR THE FORM : CEPD 6172 CSA Application Research Project Rubric

	# Unacceptable (1)	% Unacceptable (1)	# Developing (2)	% Developing (2)	# Proficient (3)	% Proficient (3)	# Exemplary (4)	% Exemplary (4)	# No Response	% No Response	Total Response	Mean	Median	Mode	Standard Deviation
Intervention Paper and Project	0	0%	0	0%	13	61.9%	8	38.1%	0	0%	21	3.38	3	3	0.49
Total/Percentage	0	0%	0	0%	13	61.9%	8	38.1%	0	0%	21				

CEPD 6174 CSA INSTITUTIONAL CRISIS/ISSUE PAPER

Term	Course Number	Course Title	Section	CourseWork Name	Assessment Tool (s)	Number of students that received this coursework	Number of students who have submitted this coursework	Number of students who have not submitted this coursework	Number of students who have been assessed for this coursework
Fall Semester 2019	CEPD 6174	Higher Educ Administration	01	CEPD 6174 CSA Institutional Crisis/Issue Paper Assignment Fall 2019	CEPD 6174 CSA Institutional Crisis/Issue Paper	17	17	0	17

THE TABLES BELOW CONTAIN AGGREGATE DATA FOR THE FORM : CEPD 6174 CSA Institutional Crisis/Issue Paper Rubric

Rubric	# Unacceptable	% Unacceptable	# Developing	% Developing	# Proficient	% Proficient	# Exemplary	% Exemplary	# No Response	% No Response	Total Response	Mean	Median	Mode	Standard Deviation
Institutional Crisis/Issue Paper	0	0%	1	5.88%	14	82.35%	2	11.76%	0	0%	17	3.06	3	3	0.42
Total/Percentage	0	0%	1	5.88%	14	82.35%	2	11.76%	0	0%	17				

CEPD 6178 CSA COLLEGE STUDENT EXPERIENCE RESEARCH PROJECT RUBRIC

Term	Course Number	Course Title	Section	CourseWork Name	Assessment Tool (s)	Number of students that received this coursework	Number of students who have submitted this coursework	Number of students who have not submitted this coursework	Number of students who have been assessed for this coursework
Fall Semester 2019	CEPD 6178	The American College Student	01	CEPD 6178 College Student Diverse Populations Project Fall 2019	CEPD 6178 CSA College Student Experience Research Project Rubric	16	16	0	14

THE TABLES BELOW CONTAIN AGGREGATE DATA FOR THE FORM : CEPD 6178 CSA College Student Diverse Populations Paper Rubric

	# Unacceptable (1)	% Unacceptable (1)	# Developing (2)	% Developing (2)	# Proficient (3)	% Proficient (3)	# Exemplary (4)	% Exemplary (4)	# No Response	% No Response	Total Response	Mean	Median	Mode	Standard Deviation
Capstone Project	0	0%	2	14.29%	12	85.71%	0	0%	0	0%	14	2.86	3	3	0.35
Total/Percentage	0	0%	2	14.29%	12	85.71%	0	0%	0	0%	14				

CEPD 6131 CASE APPROACH RUBRIC

Term	Course Number	Course Title	Section	CourseWork Name	Assessment Tool (s)	Number of students that received this coursework	Number of students who have submitted this coursework	Number of students who have not submitted this coursework	Number of students who have been assessed for this coursework
Spring Semester 2020	CEPD 6131	Counseling Theories	02	CEPD 6131 Case Approach Spring 2020	CEPD 6131 Case Approach Rubric	19	19	0	19

THE TABLES BELOW CONTAIN AGGREGATE DATA FOR THE FORM : CEPD 6131 Case Approach Rubric

	# Unacceptable	% Unacceptable	# Developing	% Developing	# Proficient	% Proficient	# Exemplary	% Exemplary	# No Response	% No Response	Total Response	Mean	Median	Mode	Standard Deviation
Wellness/Prevention	0	0%	2	11.11%	14	77.78%	2	11.11%	1	5.26%	18	3	3	3	0.47
Total/Percentage	0	0%	2	11.11%	14	77.78%	2	11.11%	1	5.26%	18				
Counselor Characteristics	0	0%	3	16.67%	15	83.33%	0	0%	1	5.26%	18	2.83	3	3	0.37
Counselor Characteristics	0	0%	3	16.67%	15	83.33%	0	0%	1	5.26%	18				
Counseling Theory/Intervention	0	0%	7	36.84%	12	63.16%	0	0%	0	0%	19	2.63	3	3	0.48
Counseling Theory/Intervention	0	0%	7	36.84%	12	63.16%	0	0%	0	0%	19				
Diversity	0	0%	7	38.89%	9	50%	2	11.11%	1	5.26%	18	2.72	3	3	0.65
Diversity	0	0%	7	38.89%	9	50%	2	11.11%	1	5.26%	18				
Specific Populations	0	0%	7	38.89%	10	55.56%	1	5.56%	1	5.26%	18	2.67	3	3	0.58
Specific Populations	0	0%	7	38.89%	10	55.56%	1	5.56%	1	5.26%	18				

CEPD 6176 CSA LEGAL ISSUES PAPER

Term	Course Number	Course Title	Section	CourseWork Name	Assessment Tool (s)	Number of students that received this coursework	Number of students who have submitted this coursework	Number of students who have not submitted this coursework	Number of students who have been assessed for this coursework
Spring Semester 2020	CEPD 6176	Campus Crisis, Eth, Legal Iss	01	CEPD 6176 Legal Issues Paper Spring 2020	CEPD 6176 CSA Legal Issues Paper	17	17	0	17

THE TABLES BELOW CONTAIN AGGREGATE DATA FOR THE FORM : CEPD 6176 CSA Legal Issues Paper

Rubric	# Unacceptable	% Unacceptable	# Developing	% Developing	# Proficient	% Proficient	# Exemplary	% Exemplary	# No Response	% No Response	Total Response	Mean	Median	Mode	Standard Deviation
Legal Issues Paper	1	5.88%	10	58.82%	5	29.41%	1	5.88%	0	0%	17	2.35	2	2	0.68
Total/Percentage	1	5.88%	10	58.82%	5	29.41%	1	5.88%	0	0%	17				

CEPD 6177 THEORY AND ASSESSMENT OF EDUCATIONAL ENVIRONMENTS RUBRIC

Term	Course Number	Course Title	Section	CourseWork Name	Assessment Tool (s)	Number of students that received this coursework	Number of students who have submitted this coursework	Number of students who have not submitted this coursework	Number of students who have been assessed for this coursework
Spring Semester 2020	CEPD 6177	Theory & Assess of Ed. Enviro	01	CEPD 6177 Voice-Environment Interaction Analysis Paper Spring 2020	CEPD 6177 Theory and Assessment of Educational Environments Rubric	19	19	0	19

THE TABLES BELOW CONTAIN AGGREGATE DATA FOR THE FORM : CEPD 6177 Theory and Assessment of Educational Environments Rubric

Rubric	# Not Evident	% Not Evident	# Emerging	% Emerging	# Proficient	% Proficient	# Exemplary	% Exemplary	# No Response	% No Response	Total Response	Mean	Median	Mode	Standard Deviation
Overall Assessment of Performance Indicators	0	0%	1	5.26%	18	94.74%	0	0%	0	0%	19	2.95	3	3	0.22
Total/Percentage	0	0%	1	5.26%	18	94.74%	0	0%	0	0%	19				

CEPD 6179 CSA STUDENT AFFAIRS LEADERSHIP PROJECT

Term	Course Number	Course Title	Section	CourseWork Name	Assessment Tool (s)	Number of students that received this coursework	Number of students who have submitted this coursework	Number of students who have not submitted this coursework	Number of students who have been assessed for this coursework
Spring Semester 2020	CEPD 6179	Capstone Seminar - Student Af	01	CEPD 6179 Student Affairs Leadership Project Spring 2020	CEPD 6179 CSA Student Affairs Leadership Project	16	16	0	16

THE TABLES BELOW CONTAIN AGGREGATE DATA FOR THE FORM : CEPD 6179 CSA Student Affairs Leadership Project

Rubric	# Unacceptable	% Unacceptable	# Developing	% Developing	# Proficient	% Proficient	# Exemplary	% Exemplary	# No Response	% No Response	Total Response	Mean	Median	Mode	Standard Deviation
Student Affairs Leadership Project	0	0%	1	6.25%	11	68.75%	4	25%	0	0%	16	3.19	3	3	0.53
Total/Percentage	0	0%	1	6.25%	11	68.75%	4	25%	0	0%	16				

CEPD 7152 CSA RESEARCH AND PROGRAM EVALUATION PROPOSAL RUBRIC

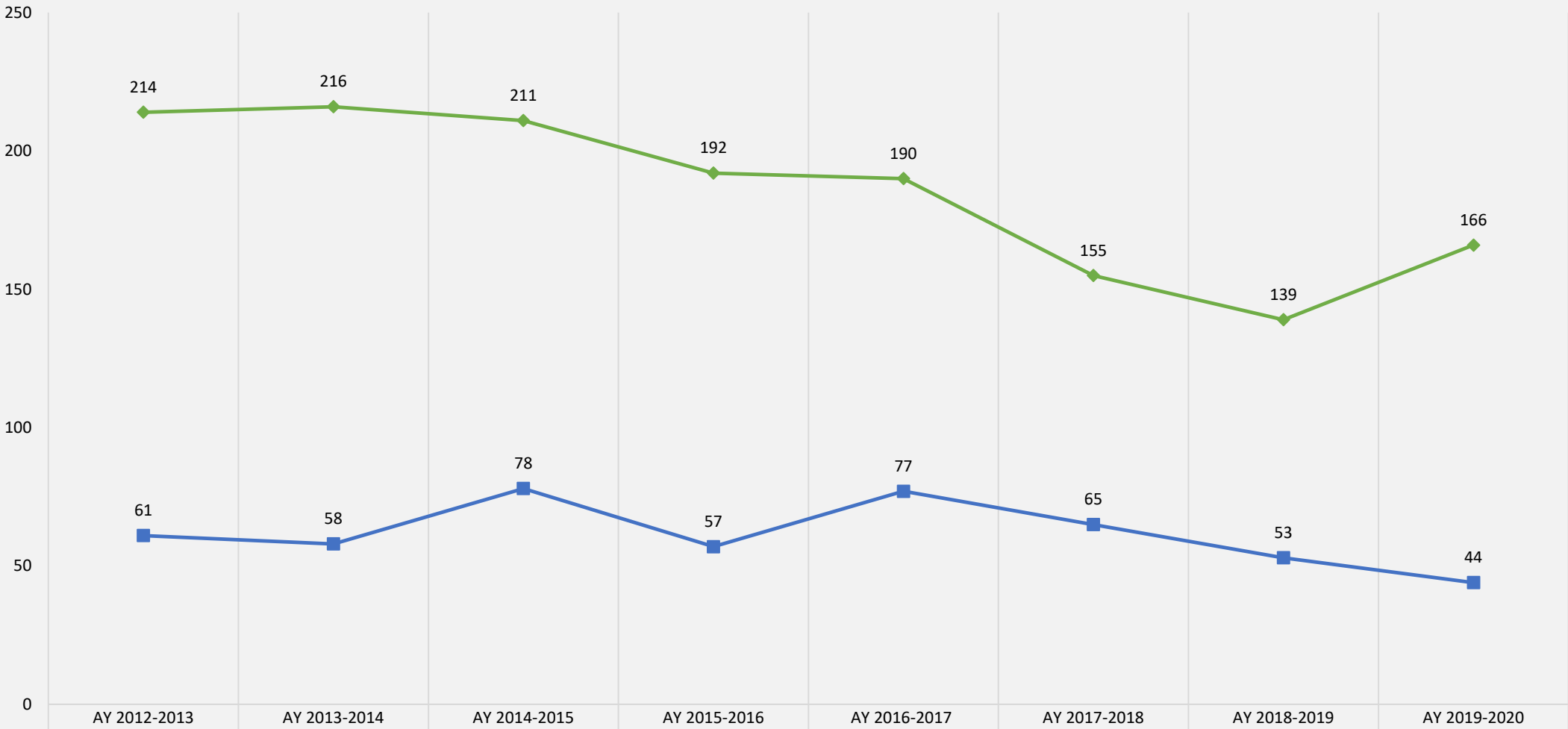
Term	Course Number	Course Title	Section	CourseWork Name	Assessment Tool (s)	Number of students that received this coursework	Number of students who have submitted this coursework	Number of students who have not submitted this coursework	Number of students who have been assessed for this coursework
Spring Semester 2020	CEPD 7152	Research & Program Evaluation	E01	CEPD 7152 Research and Program Evaluation Proposal Spring 2020	CEPD 7152 CSA Research and Program Evaluation Proposal Rubric	13	13	0	13

THE TABLES BELOW CONTAIN AGGREGATE DATA FOR THE FORM : CEPD 7152 CSA Research and Program Evaluation Proposal Rubric

	# Unacceptable	% Unacceptable	# Developing	% Developing	# Proficient	% Proficient	# Exemplary	% Exemplary	# No Response	% No Response	Total Response	Mean	Median	Mode	Standard Deviation
8.2. Embedded course assignment (CEPD 7152)	1	7.69%	2	15.38%	7	53.85%	3	23.08%	0	0%	13	2.92	3	3	0.83
Total/Percentage	1	7.69%	2	15.38%	7	53.85%	3	23.08%	0	0%	13				

ENROLLMENT AND GRADUATION

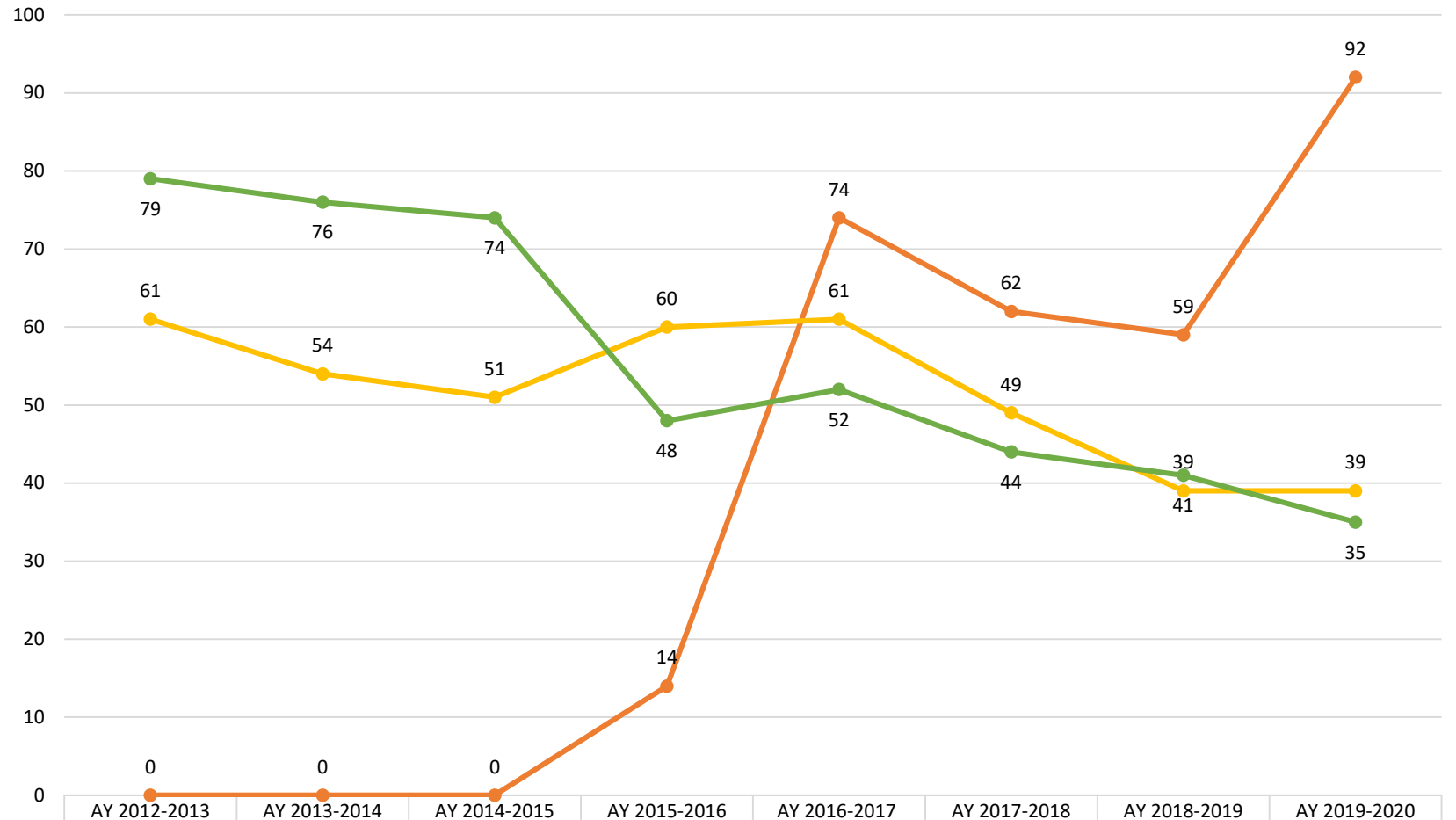
M.ED. IN PROFESSIONAL COUNSELING ENROLLMENT & GRADUATION DATA TRENDS



ENROLLED	214	216	211	192	190	155	139	166
GRADUATES	61	58	78	57	77	65	53	44

ENROLLMENT

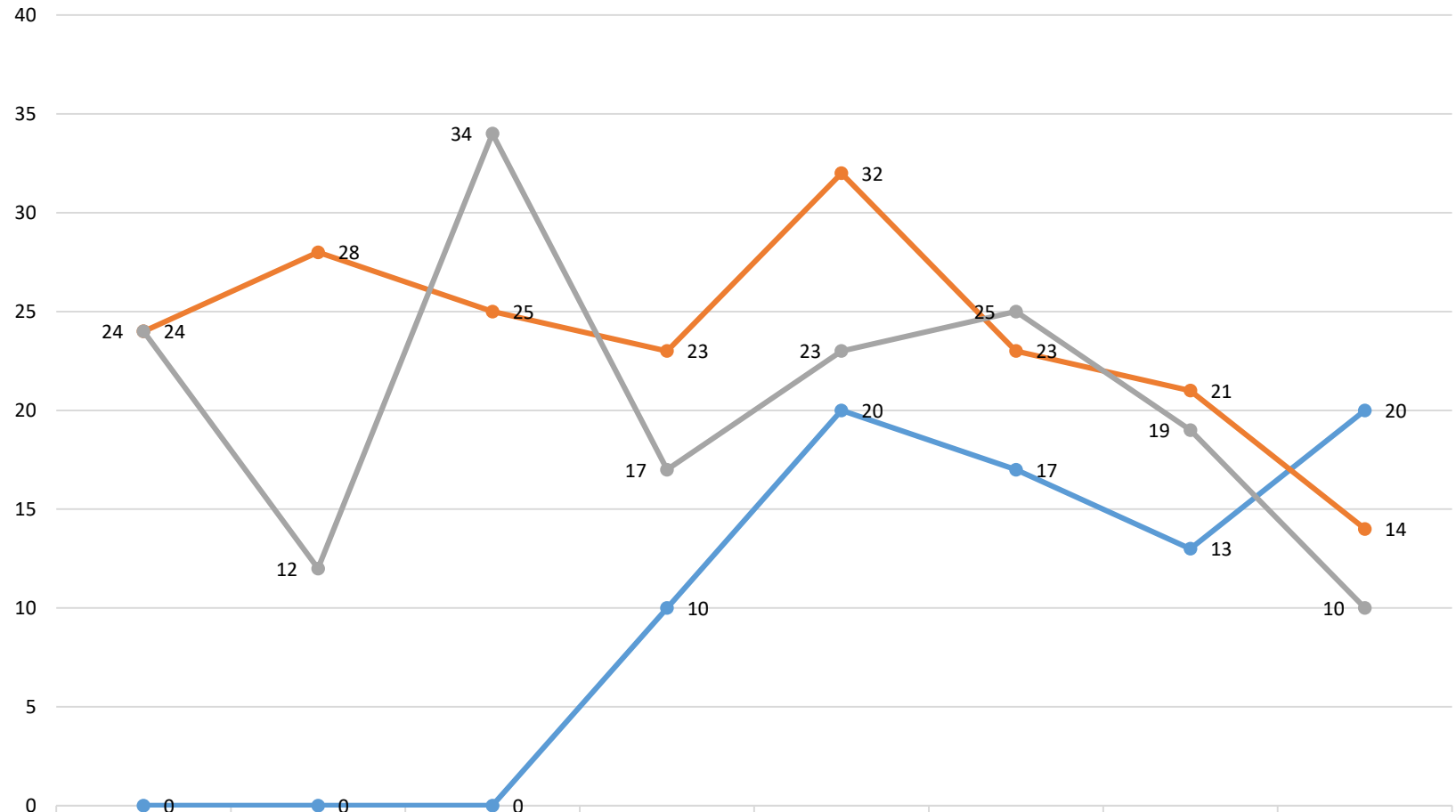
ENROLLMENT TRENDS FOR M.ED. IN PROFESSIONAL COUNSELING & SUPERVISION



M.Ed. Prof. Counseling & Supervision CMHC	0	0	0	14	74	62	59	92
M.Ed. Prof. Counseling & Supervision College Student Affairs	61	54	51	60	61	49	39	39
M.Ed. Prof. Counseling & Supervision School Counseling	79	76	74	48	52	44	41	35

GRADUATION

GRADUATION TRENDS FOR M.ED. IN PROFESSIONAL COUNSELING & SUPERVISION

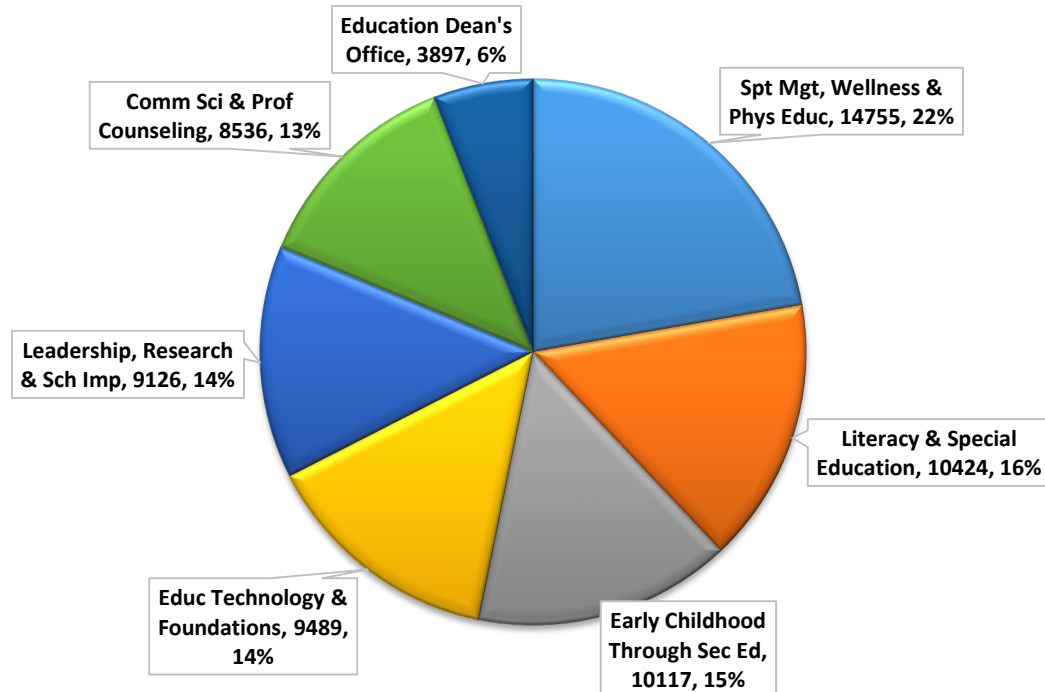


	AY 2012-2013	AY 2013-2014	AY 2014-2015	AY 2015-2016	AY 2016-2017	AY 2017-2018	AY 2018-2019	AY 2019-2020
M.Ed. Prof. Counseling & Supervision CMHC	0	0	0	10	20	17	13	20
M.Ed. Prof. Counseling & Supervision College Student Affairs	24	28	25	23	32	23	21	14
M.Ed. Prof. Counseling & Supervision School Counseling	24	12	34	17	23	25	19	10

CREDIT HOUR PRODUCTION

TERM	SUMMER 2019			FALL 2019			SPRING 2020			Total by ROWS		
DEPT	ENRL	MAX_ENRL	CRED_HRS	ENRL	MAX_ENRL	CRED_HRS	ENRL	MAX_ENRL	CRED_HRS	ENRL	MAX_ENRL	CRED_HRS
Spt Mgt, Wellness & Phys Educ	698	858	2054	2276	2392	6194	2381	2388	6507	5355	5638	14755
Literacy & Special Education	811	1127	2271	1464	1846	4359	1305	1640	3794	3580	4613	10424
Early Childhood Through Sec Ed	807	935	2410	1402	2179	3575	1415	1794	4132	3624	4908	10117
Educ Technology & Foundations	836	821	2508	1194	1282	3582	1164	1350	3399	3194	3453	9489
Leadership, Research & Sch Imp	975	1063	2881	1039	1153	3072	1074	1336	3173	3088	3552	9126
Comm Sci & Prof Counseling	540	685	1682	1152	1363	3576	1071	1520	3278	2763	3568	8536
Education Dean's Office	209	230	627	529	615	1587	561	615	1683	1299	1460	3897

CREDIT HOUR PRODUCTION FOR COLLEGE OF EDUCATION FOR AY 19-20 BY DEPARTMENT



CREDIT HOUR PRODUCTION FOR COMMUNICATION SCIENCE & PROFESSIONAL COUNSELING BY TERM

