



**PREPARING
EXEMPLARY
PRACTITIONERS**

FIELD-BASED
INQUIRY
PROFESSIONAL
EXCELLENCE
BETTERMENT
OF SOCIETY

Adaptive • Proactive • Decisive • Leading • Reflective • Inquisitive
Knowledgeable • Collaborative • Empathetic • Culturally Sensitive

DATA PROGRAM REPORT

M.Ed. PROFESSIONAL COUNSELING IN COLLEGE STUDENT AFFAIRS

THE UNIVERSITY OF WEST GEORGIA

SUMMER 2018 | FALL 2018 | SPRING 2019

PROGRESS OF GOALS FOR AY 2018-2019 AND NEW GOALS FOR AY 2019-2020

Directions: Review 2018-2019 goals found in this annual report. Record your progress for 2018-2019 goals and consider the results of your efforts as you plan for 2019-2020.

- Record your progress for 2018-2019, click here (BLUE form) <https://forms.gle/sziVrB81v29NNK9B9>
- Record NEW 2019-2020 goals, click here (RED form): <https://forms.gle/gLcwPo6RYSbjMZeT8>

Professional Counseling (College Student Affairs), M.Ed. SMART	STRATEGY(IES) YOUR PROGRAM WILL USE TO ACHIEVE THIS GOAL	PROGRESS	DATA USED TO INFORM RESPONSES	STRATEGIC IMPERATIVE	PLANS TO GROW PROGRAM	DISTICTIVE FEATURES
Increasing the academic rigor of core courses to better reflect the students current professional knowledge by readjusting scores to plus or minus .4	Faculty will reassess course curriculum and pedagogical strategies to increase rigor		TK20 key assessments from CEPD 6170, 6174, 6176, and 6178	Student Success	See Goal #4 - group enrollment.	Our program is a cohort style program, counseling based, graduate assistantship required.
Revise the supervisor practicum evaluation to incorporate a mean score between 3.0 - 3.5 reflecting students' overall professional dispositions in the field.	Add a question to the already existing supervisor evaluation while providing definitions based on national standards.		CEPD 6175 Supervisor Evaluation	Student Success		
Develop an exit exam process to assess student learning in line with national standards.	Identify overall learning goals for the CSA program (in line with national standards) to revise the exit exam process.		Faculty evaluate the exit/comprehensive exam process for CSA.	Student Success		
Increase enrollment in the CSA program to 25 students for the Fall 2020 entering cohort.	Increasing marketing and advertising of the program to enroll more students through national conferences and social media.		Enrollment data for the Fall 2020 entering year cohort.	Student Success		
INSERT SURVEY GOAL						

CEPD 6131 CASE APPROACH RUBRIC

Term	Course Number	Course Title	Section	Course Work Due date	Course Work Name	Assessment Tool (s)	Number of students that received this coursework	Number of students who have submitted this coursework	Number of students who have not submitted this coursework	Number of students who have been assessed for this coursework
Summer Semester 2018	CEPD 6131	Counseling Theories	01D	2018-07-24	CEPD 6131 Case Approach Assignment Summer 2018	CEPD 6131 Case Approach Rubric	0	0	0	0
Fall Semester 2018	CEPD 6131	Counseling Theories	01D	2018-12-07	CEPD 6131 Case Approach Fall 2018	CEPD 6131 Case Approach Rubric	1	1	0	1
Spring Semester 2019	CEPD 6131	Counseling Theories	01D	2019-04-29	CEPD 6131 Case Approach Spring 2019	CEPD 6131 Case Approach Rubric	16	16	0	16
Spring Semester 2019	CEPD 6131	Counseling Theories	02D	2019-04-29	CEPD 6131 Case Approach Spring 2019	CEPD 6131 Case Approach Rubric	0	0	0	0

THE TABLES BELOW CONTAIN AGGREGATE DATA FOR THE FORM : CEPD 6131 Case Approach Rubric

CEPD 6131 Case Approach Rubric

	# Unacceptable	% Unacceptable	# Developing	% Developing	# Proficient	% Proficient	# Exemplary	% Exemplary	# No Response	% No Response	Total Response	Mean	Median	Mode	Standard Deviation
Wellness/Prevention	0	0%	4	23.53%	12	70.59%	1	5.88%	0	0%	17	2.82	3	3	0.51
Total/Percentage	0	0%	4	23.53%	12	70.59%	1	5.88%	0	0%	17				
Counselor Characteristics	0	0%	0	0%	11	68.75%	5	31.25%	1	5.88%	16	3.31	3	3	0.46
Total/Percentage	0	0%	0	0%	11	68.75%	5	31.25%	1	5.88%	16				
Counseling Theory/Intervention	0	0%	1	5.88%	15	88.24%	1	5.88%	0	0%	17	3	3	3	0.34
Total/Percentage	0	0%	1	5.88%	15	88.24%	1	5.88%	0	0%	17				
Diversity	0	0%	4	23.53%	12	70.59%	1	5.88%	0	0%	17	2.82	3	3	0.51
Total/Percentage	0	0%	4	23.53%	12	70.59%	1	5.88%	0	0%	17				
Specific Populations	0	0%	0	0%	16	94.12%	1	5.88%	0	0%	17	3.06	3	3	0.24
Total/Percentage	0	0%	0	0%	16	94.12%	1	5.88%	0	0%	17				

CEPD 6140 CSA FINAL TRANSCRIPT REVIEW

Term	Course Number	Course Title	Section	Course Work Due date	Course Work Name	Course Work Type	Assessment Tool (s)	Number of students that received this coursework	Number of students who have submitted this coursework	Number of students who have not submitted this coursework	Number of students who have been assessed for this coursework
Fall Semester 2018	CEPD 6140	Basic Counseling Skills	01	2018-12-07	CEPD 6140 CSA Final Transcript Assignment Fall 2018	Assignment	CEPD 6140 CSA Final Transcript Rubric	15	15	0	14
Fall Semester 2018	CEPD 6140	Basic Counseling Skills	02	2018-12-07	CEPD 6140 CSA Final Transcript Assignment Fall 2018	Assignment	CEPD 6140 CSA Final Transcript Rubric	1	1	0	1

THE TABLES BELOW CONTAIN AGGREGATE DATA FOR THE FORM : CEPD 6140 CSA Final Transcript Rubric

CEPD 6140 Final Transcript Rubric

Rubric	# Unacceptable	% Unacceptable	# Developing	% Developing	# Proficient	% Proficient	# Exemplary	% Exemplary	# No Response	% No Response	Total Response	Mean	Median	Mode	Standard Deviation
Outcome 1: Candidate will demonstrate knowledge, skills & dispositions consistent with professional orientation & ethical practice.	0	0%	2	13.33%	13	86.67%	0	0%	0	0%	15	2.87	3	3	0.34
Outcome 5: Candidate will demonstrate knowledge, skills & dispositions consistent with helping relationships.	1	6.67%	7	46.67%	7	46.67%	0	0%	0	0%	15	2.4	2	2	0.61
Outcome 7: Candidate will demonstrate knowledge, skills & dispositions consistent with assessment.	0	0%	2	13.33%	13	86.67%	0	0%	0	0%	15	2.87	3	3	0.34
Total/Percentage	1	2.22%	11	24.44%	33	73.33%	0	0%	0	0%	45				

CEPD 6140 TRANSCRIPT & REVIEW RUBRIC 6.16.14

Term	Course Number	Course Title	Section	Course Work Due date	Course Work Name	Course Work Type	Assessment Tool (s)	Number of students that received this coursework	Number of students who have submitted this coursework	Number of students who have not submitted this coursework	Number of students who have been assessed for this coursework
Summer Semester 2018	CEPD 6140	Basic Counseling Skills	01	2018-07-24	CEPD 6140 Transcription and Performance Self-Evaluation Summer 2018	Assignment	CEPD 6140 Transcript and Review Rubric 6.16.14	0	0	0	0
Fall Semester 2018	CEPD 6140	Basic Counseling Skills	01	2018-12-07	CEPD 6140 Transcription and Performance Self-Evaluation Fall 2018	Assignment	CEPD 6140 Transcript and Review Rubric 6.16.14	15	15	0	15
Fall Semester 2018	CEPD 6140	Basic Counseling Skills	02	2018-12-07	CEPD 6140 Transcription and Performance Self-Evaluation Fall 2018	Assignment	CEPD 6140 Transcript and Review Rubric 6.16.14	1	1	0	1
Spring Semester 2019	CEPD 6140	Basic Counseling Skills	01	2019-04-29	CEPD 6140 Transcription and Performance Self-Evaluation Spring 2019	Assignment	CEPD 6140 Transcript and Review Rubric 6.16.14	0	0	0	0

THE TABLES BELOW CONTAIN AGGREGATE DATA FOR THE FORM : CEPD 6140 Transcript and Review Rubric 6.16.14

CEPD 6140 Transcript & Review Rubric															
	# Unacceptable	% Unacceptable	# Developing	% Developing	# Proficient	% Proficient	# Exemplary	% Exemplary	# No Response	% No Response	Total Response	Mean	Median	Mode	Standard Deviation
Counseling Skill Development	0	0%	13	81.25%	3	18.75%	0	0%	0	0%	16	2.19	2	2	0.39
Total/Percentage	0	0%	13	81.25%	3	18.75%	0	0%	0	0%	16				
Counseling Skill Development	0	0%	11	68.75%	5	31.25%	0	0%	0	0%	16	2.31	2	2	0.46
Total/Percentage	0	0%	11	68.75%	5	31.25%	0	0%	0	0%	16				
Counseling Skill Development	0	0%	8	50%	8	50%	0	0%	0	0%	16	2.5	2.5	2	0.5
Total/Percentage	0	0%	8	50%	8	50%	0	0%	0	0%	16				
Counseling Skill Development	0	0%	10	62.5%	5	31.25%	1	6.25%	0	0%	16	2.44	2	2	0.61
Total/Percentage	0	0%	10	62.5%	5	31.25%	1	6.25%	0	0%	16				
Counseling Skill Development	0	0%	11	68.75%	5	31.25%	0	0%	0	0%	16	2.31	2	2	0.46
Total/Percentage	0	0%	11	68.75%	5	31.25%	0	0%	0	0%	16				
Counseling Skill Development	0	0%	14	87.5%	1	6.25%	1	6.25%	0	0%	16	2.19	2	2	0.53
Total/Percentage	0	0%	14	87.5%	1	6.25%	1	6.25%	0	0%	16				

CEPD 6160-PSYCHO-ED GROUP PROPOSAL RUBRIC

Term	Course Number	Course Title	Section	Course Work Due date	Course Work Name	Course Work Type	Assessment Tool (s)	Number of students that received this coursework	Number of students who have submitted this coursework	Number of students who have not submitted this coursework	Number of students who have been assessed for this coursework
Fall Semester 2018	CEPD 6160	Group Counseling	01	2018-12-07	CEPD 6160 Psychoeducational Group Proposal Fall 2018	Assignment	CEPD 6160 Psycho-Ed Group Proposal Rubric	0	0	0	0
Fall Semester 2018	CEPD 6160	Group Counseling	02	2018-12-07	CEPD 6160 Psychoeducational Group Proposal Fall 2018	Assignment	CEPD 6160 Psycho-Ed Group Proposal Rubric	19	19	0	19
Spring Semester 2019	CEPD 6160	Group Counseling	01D	2019-04-29	CEPD 6160 Psychoeducational Group Proposal Spring 2019	Assignment	CEPD 6160 Psycho-Ed Group Proposal Rubric	0	0	0	0

THE TABLES BELOW CONTAIN AGGREGATE DATA FOR THE FORM : CEPD 6160 Psycho-Ed Group Proposal Rubric

CEPD 6160 Psycho-Ed Group Proposal Rubric															
	# Unacceptable	% Unacceptable	# Developing	% Developing	# Proficient	% Proficient	# Exemplary	% Exemplary	# No Response	% No Response	Total Response	Mean	Median	Mode	Standard Deviation
Group Leadership Skills	0	0%	2	10.53%	17	89.47%	0	0%	0	0%	19	2.89	3	3	0.31
Total/Percentage	0	0%	2	10.53%	17	89.47%	0	0%	0	0%	19				
Group Dynamics	0	0%	2	10.53%	17	89.47%	0	0%	0	0%	19	2.89	3	3	0.31
Group Dynamics	0	0%	2	10.53%	17	89.47%	0	0%	0	0%	19	2.89	3	3	0.31
Total/Percentage	0	0%	2	10.53%	17	89.47%	0	0%	0	0%	19				
Group Leadership Skills	0	0%	2	10.53%	17	89.47%	0	0%	0	0%	19	2.89	3	3	0.31
Group Leadership Skills	0	0%	2	10.53%	17	89.47%	0	0%	0	0%	19	2.89	3	3	0.31
Total/Percentage	0	0%	2	10.53%	17	89.47%	0	0%	0	0%	19				
Assessment	0	0%	2	10.53%	17	89.47%	0	0%	0	0%	19	2.89	3	3	0.31
Assessment	0	0%	2	10.53%	17	89.47%	0	0%	0	0%	19	2.89	3	3	0.31
Total/Percentage	0	0%	2	10.53%	17	89.47%	0	0%	0	0%	19				
Assessment	0	0%	2	10.53%	17	89.47%	0	0%	0	0%	19	2.89	3	3	0.31
Assessment	0	0%	2	10.53%	17	89.47%	0	0%	0	0%	19	2.89	3	3	0.31
Total/Percentage	0	0%	2	10.53%	17	89.47%	0	0%	0	0%	19				
Diversity	0	0%	2	10.53%	17	89.47%	0	0%	0	0%	19	2.89	3	3	0.31
Diversity	0	0%	2	10.53%	17	89.47%	0	0%	0	0%	19	2.89	3	3	0.31
Total/Percentage	0	0%	2	10.53%	17	89.47%	0	0%	0	0%	19				

CEPD 6170 CSA PERSONAL PHILOSOPHY PAPER RUBRIC

Term	Course Number	Course Title	Section	Course Work Due date	Course Work Name	Course Work Type	Assessment Tool (s)	Number of students that received this coursework	Number of students who have submitted this coursework	Number of students who have not submitted this coursework	Number of students who have been assessed for this coursework
Fall Semester 2018	CEPD 6170	Found of Coll Student Affairs	01	2018-12-07	CEPD 6170 CSA Personal Philosophy of Student Affairs Paper Assignment Fall 2018	Assignment	CEPD 6170 CSA Personal Philosophy Paper Rubric	15	15	0	15

THE TABLES BELOW CONTAIN AGGREGATE DATA FOR THE FORM : CEPD 6170 CSA Personal Philosophy Paper Rubric

	# Unacceptable (1)	% Unacceptable (1)	# Developing (2)	% Developing (2)	# Proficient (3)	% Proficient (3)	# Exemplary (4)	% Exemplary (4)	# No Response	% No Response	Total Response	Mean	Median	Mode	Standard Deviation
Personal Philosophy Paper	0	0%	5	33.33%	6	40%	4	26.67%	0	0%	15	2.93	3	3	0.77
Total/Percentage	0	0%	5	33.33%	6	40%	4	26.67%	0	0%	15				

CEPD 6172 CSA APPLICATION RESEARCH PROJECT

Term	Course Number	Course Title	Section	Course Work Due date	Course Work Name	Course Work Type	Assessment Tool (s)	Number of students that received this coursework	Number of students who have submitted this coursework	Number of students who have not submitted this coursework	Number of students who have been assessed for this coursework
Fall Semester 2018	CEPD 6172	Theories of College Stu Dev	01	2018-12-07	CEPD 6172 CSA Application Research Project Assignment Fall 2018	Assignment	CEPD 6172 CSA Application Research Project	16	16	0	16

THE TABLES BELOW CONTAIN AGGREGATE DATA FOR THE FORM : CEPD 6172 CSA Application Research Project

	# Unacceptable (1)	% Unacceptable (1)	# Developing (2)	% Developing (2)	# Proficient (3)	% Proficient (3)	# Exemplary (4)	% Exemplary (4)	# No Response	% No Response	Total Response	Mean	Median	Mode	Standard Deviation
Intervention Paper and Project	0	0%	4	25%	4	25%	8	50%	0	0%	16	3.25	3.5	4	0.83
Total/Percentage	0	0%	4	25%	4	25%	8	50%	0	0%	16				

CEPD 6174 CSA INSTITUTIONAL CRISIS/ISSUE PAPER

Term	Course Number	Course Title	Section	Course Work Due date	Course Work Name	Course Work Type	Assessment Tool (s)	Number of students that received this coursework	Number of students who have submitted this coursework	Number of students who have not submitted this coursework	Number of students who have been assessed for this coursework
Fall Semester 2018	CEPD 6174	Higher Educ Administration	01	2018-12-07	CEPD 6174 CSA Institutional Crisis/Issue Paper Assignment Fall 2018	Assignment	CEPD 6174 CSA Institutional Crisis/Issue Paper	21	21	0	21

THE TABLES BELOW CONTAIN AGGREGATE DATA FOR THE FORM : CEPD 6174 CSA Institutional Crisis/Issue Paper

CEPD 6174 CSA Institutional Crisis/Issue Paper

Rubric	# Unacceptable	% Unacceptable	# Developing	% Developing	# Proficient	% Proficient	# Exemplary	% Exemplary	# No Response	% No Response	Total Response	Mean	Median	Mode	Standard Deviation
Institutional Crisis/Issue Paper	1	4.76%	2	9.52%	18	85.71%	0	0%	0	0%	21	2.81	3	3	0.5
Total/Percentage	1	4.76%	2	9.52%	18	85.71%	0	0%	0	0%	21				

CEPD 6176 CSA LEGAL ISSUES PAPER

Term	Course Number	Course Title	Section	Course Work Due date	Course Work Name	Course Work Type	Assessment Tool (s)	Number of students that received this coursework	Number of students who have submitted this coursework	Number of students who have not submitted this coursework	Number of students who have been assessed for this coursework
Spring Semester 2019	CEPD 6176	Campus Crisis, Eth, Legal Iss	01	2019-05-03	CEPD 6176 Research Paper Spring 2019	Assignment	CEPD 6176 CSA Legal Issues Paper	19	19	0	19

THE TABLES BELOW CONTAIN AGGREGATE DATA FOR THE FORM : CEPD 6176 CSA Legal Issues Paper

CEPD 6176 Legal Issues Paper

Rubric	# Unacceptable	% Unacceptable	# Developing	% Developing	# Proficient	% Proficient	# Exemplary	% Exemplary	# No Response	% No Response	Total Response	Mean	Median	Mode	Standard Deviation
Legal Issues Paper	0	0%	1	5.26%	6	31.58%	12	63.16%	0	0%	19	3.58	4	4	0.59
Total/Percentage	0	0%	1	5.26%	6	31.58%	12	63.16%	0	0%	19				

CEPD 6177 THEORY AND ASSESSMENT OF EDUCATIONAL ENVIRONMENTS RUBRIC

Term	Course Number	Course Title	Section	Course Work Due date	Course Work Name	Course Work Type	Assessment Tool (s)	Number of students that received this coursework	Number of students who have submitted this coursework	Number of students who have not submitted this coursework	Number of students who have been assessed for this coursework
Spring Semester 2019	CEPD 6177	Theory & Assess of Ed. Enviro	01	2019-05-04	CEPD 6177 Voice-Environment Interaction Analysis Spring 2019	Assignment	CEPD 6177 Theory and Assessment of Educational Environments Rubric	17	17	0	17

THE TABLES BELOW CONTAIN AGGREGATE DATA FOR THE FORM : CEPD 6177 Theory and Assessment of Educational Environments Rubric

CEPD 6177 Theory and Assessment of Educational Environments Rubric

Rubric	# Not Evident	% Not Evident	# Emerging	% Emerging	# Proficient	% Proficient	# Exemplary	% Exemplary	# No Response	% No Response	Total Response	Mean	Median	Mode	Standard Deviation
Overall Assessment of Performance Indicators	0	0%	0	0%	17	100%	0	0%	0	0%	17	3	3	3	0
Total/Percentage	0	0%	0	0%	17	100%	0	0%	0	0%	17				

CEPD 6178 CSA COLLEGE STUDENT EXPERIENCE RESEARCH PROJECT RUBRIC

Term	Course Number	Course Title	Section	Course Work Due date	Course Work Name	Course Work Type	Assessment Tool (s)	Number of students that received this coursework	Number of students who have submitted this coursework	Number of students who have not submitted this coursework	Number of students who have been assessed for this coursework
Fall Semester 2018	CEPD 6178	The American College Student	01	2018-12-07	CEPD 6178 College Student Experience Research Project Fall 2018	Assignment	CEPD 6178 CSA College Student Experience Research Project Rubric	21	21	0	21

THE TABLES BELOW CONTAIN AGGREGATE DATA FOR THE FORM : CEPD 6178 CSA College Student Experience Research Project Rubric

	# Unacceptable (1)	% Unacceptable (1)	# Developing (2)	% Developing (2)	# Proficient (3)	% Proficient (3)	# Exemplary (4)	% Exemplary (4)	# No Response	% No Response	Total Response	Mean	Median	Mode	Standard Deviation
Capstone Project	0	0%	4	19.05%	13	61.9%	4	19.05%	0	0%	21	3	3	3	0.62
Total/Percentage	0	0%	4	19.05%	13	61.9%	4	19.05%	0	0%	21				

CEPD 6179 CSA STUDENT AFFAIRS LEADERSHIP PROJECT

Term	Course Number	Course Title	Section	Course Work Due date	Course Work Name	Course Work Type	Assessment Tool (s)	Number of students that received this coursework	Number of students who have submitted this coursework	Number of students who have not submitted this coursework	Number of students who have been assessed for this coursework
Spring Semester 2019	CEPD 6179	Capstone Seminar - Student Af	01	2019-05-03	CEPD 6179 Student Affairs Leadership Project Spring 2019	Assignment	CEPD 6179 CSA Student Affairs Leadership Project	21	21	0	21

THE TABLES BELOW CONTAIN AGGREGATE DATA FOR THE FORM : CEPD 6179 CSA Student Affairs Leadership Project

CEPD 6179 Student Affairs Leadership Project

Rubric	# Unacceptable	% Unacceptable	# Developing	% Developing	# Proficient	% Proficient	# Exemplary	% Exemplary	# No Response	% No Response	Total Response	Mean	Median	Mode	Standard Deviation
Student Affairs Leadership Project	0	0%	2	9.52%	19	90.48%	0	0%	0	0%	21	2.9	3	3	0.29
Total/Percentage	0	0%	2	9.52%	19	90.48%	0	0%	0	0%	21				

CEPD 7145 GROUP ADVOCACY PLAN 6.16.14

Term	Course Number	Course Title	Section	Course Work Due date	Course Work Name	Course Work Type	Assessment Tool (s)	Number of students that received this coursework	Number of students who have submitted this coursework	Number of students who have not submitted this coursework	Number of students who have been assessed for this coursework
Summer Semester 2018	CEPD 7145	Advocacy and Leadership	E01	2018-07-24	CEPD 7145 Group Advocacy Plan Summer 2018	Assignment	CEPD 7145 Group Advocacy Plan 6.16.14	0	0	0	0
Summer Semester 2018	CEPD 7145	Advocacy and Leadership	E02	2018-07-24	CEPD 7145 Group Advocacy Plan Summer 2018	Assignment	CEPD 7145 Group Advocacy Plan 6.16.14	20	20	0	20

THE TABLES BELOW CONTAIN AGGREGATE DATA FOR THE FORM : CEPD 7145 Group Advocacy Plan 6.16.14

CEPD 7145 Group Advocacy Plan

Addressing Social Barriers	# Unacceptable	% Unacceptable	# Developing	% Developing	# Proficient	% Proficient	# Exemplary	% Exemplary	# No Response	% No Response	Total Response	Mean	Median	Mode	Standard Deviation
Addressing Social Barriers	0	0%	0	0%	4	20%	16	80%	0	0%	20	3.8	4	4	0.4
Total/Percentage	0	0%	0	0%	4	20%	16	80%	0	0%	20				
Leadership Development	# Unacceptable	% Unacceptable	# Developing	% Developing	# Proficient	% Proficient	# Exemplary	% Exemplary	# No Response	% No Response	Total Response	Mean	Median	Mode	Standard Deviation
Leadership Development	0	0%	0	0%	2	10%	18	90%	0	0%	20	3.9	4	4	0.3
Total/Percentage	0	0%	0	0%	2	10%	18	90%	0	0%	20				
Leadership Development	# Unacceptable	% Unacceptable	# Developing	% Developing	# Proficient	% Proficient	# Exemplary	% Exemplary	# No Response	% No Response	Total Response	Mean	Median	Mode	Standard Deviation
Leadership Development	0	0%	0	0%	3	15%	17	85%	0	0%	20	3.85	4	4	0.36
Total/Percentage	0	0%	0	0%	3	15%	17	85%	0	0%	20				
Advocacy Development	# Unacceptable	% Unacceptable	# Developing	% Developing	# Proficient	% Proficient	# Exemplary	% Exemplary	# No Response	% No Response	Total Response	Mean	Median	Mode	Standard Deviation
Advocacy Development	0	0%	0	0%	4	20%	16	80%	0	0%	20	3.8	4	4	0.4
Total/Percentage	0	0%	0	0%	4	20%	16	80%	0	0%	20				
Addressing Social Barriers	# Unacceptable	% Unacceptable	# Developing	% Developing	# Proficient	% Proficient	# Exemplary	% Exemplary	# No Response	% No Response	Total Response	Mean	Median	Mode	Standard Deviation
Addressing Social Barriers	0	0%	0	0%	2	10%	18	90%	0	0%	20	3.9	4	4	0.3
Total/Percentage	0	0%	0	0%	2	10%	18	90%	0	0%	20				
Advocacy and Leadership Development	# Unacceptable	% Unacceptable	# Developing	% Developing	# Proficient	% Proficient	# Exemplary	% Exemplary	# No Response	% No Response	Total Response	Mean	Median	Mode	Standard Deviation
Advocacy and Leadership Development	0	0%	0	0%	3	15%	17	85%	0	0%	20	3.85	4	4	0.36
Total/Percentage	0	0%	0	0%	3	15%	17	85%	0	0%	20				
Advocacy and Leadership Development	# Unacceptable	% Unacceptable	# Developing	% Developing	# Proficient	% Proficient	# Exemplary	% Exemplary	# No Response	% No Response	Total Response	Mean	Median	Mode	Standard Deviation
Advocacy and Leadership Development	0	0%	0	0%	5	25%	15	75%	0	0%	20	3.75	4	4	0.43
Total/Percentage	0	0%	0	0%	5	25%	15	75%	0	0%	20				

CEPD 7152 FINAL RESEARCH PROPOSAL RUBRIC 2.23.16

Term	Course Number	Course Title	Section	Course Work Due date	Course Work Name	Course Work Type	Assessment Tool (s)	Number of students that received this coursework	Number of students who have submitted this coursework	Number of students who have not submitted this coursework	Number of students who have been assessed for this coursework
Fall Semester 2018	CEPD 7152	Research & Program Evaluation	E01	2018-12-07	CEPD 7152 Final Research Proposal Fall 2018	Assignment	CEPD 7152 Final Research Proposal Rubric 2.23.16	0	0	0	0
Spring Semester 2019	CEPD 7152	Research & Program Evaluation	E01	2019-04-29	CEPD 7152 Final Research Proposal Spring 2019	Assignment	CEPD 7152 Final Research Proposal Rubric 2.23.16	18	18	0	18
Summer Semester 2018	CEPD 7152	Research & Program Evaluation	E01	2018-07-24	CEPD 7152 Final Research Proposal Summer 2018	Assignment	CEPD 7152 Final Research Proposal Rubric 2.23.16	2	2	0	2

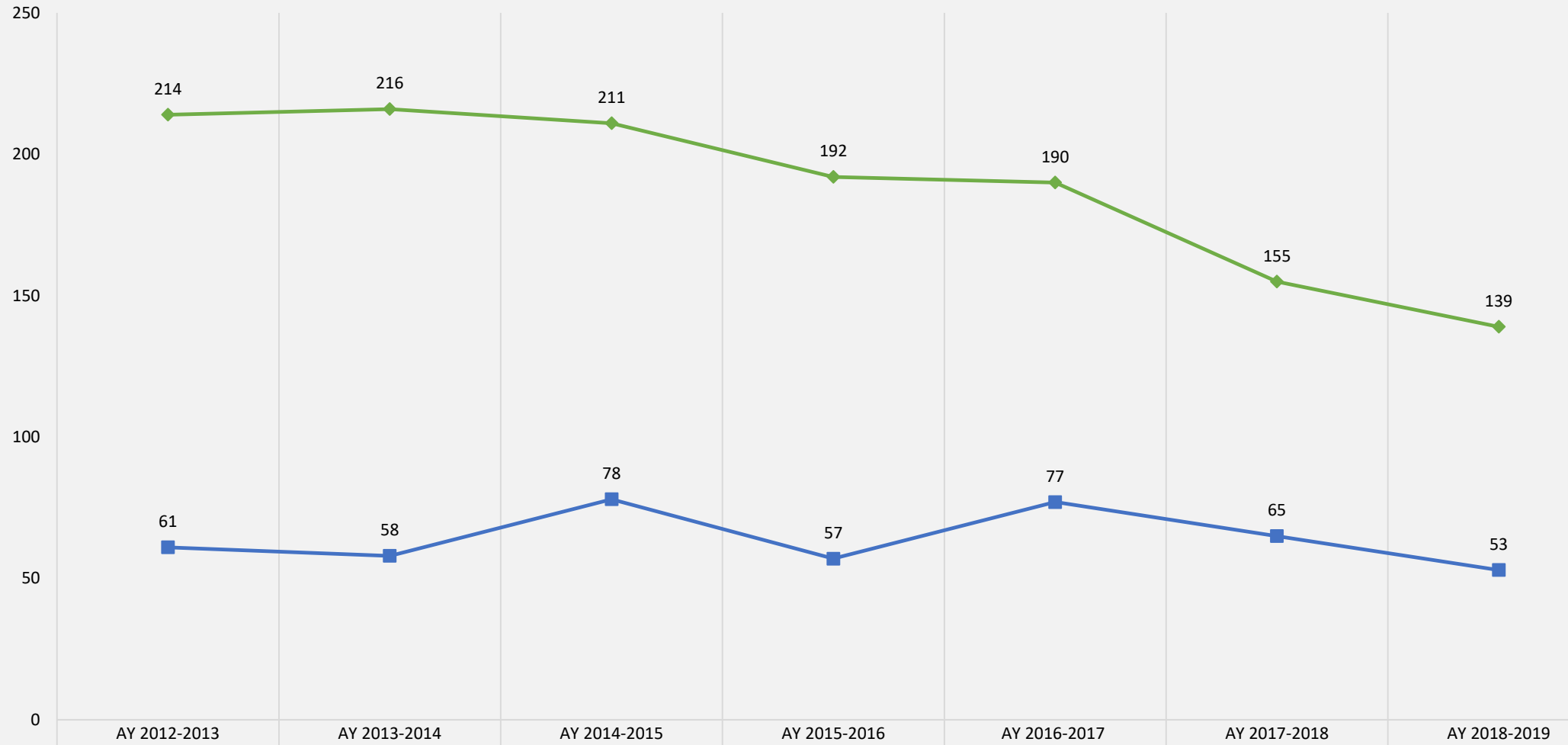
THE TABLES BELOW CONTAIN AGGREGATE DATA FOR THE FORM : CEPD 7152 Final Research Proposal Rubric 2.23.16

CEPD 7152 Final Research Proposal Rubric

	# Unacceptable	% Unacceptable	# Developing	% Developing	# Proficient	% Proficient	# Exemplary	% Exemplary	# No Response	% No Response	Total Response	Mean	Median	Mode	Standard Deviation
Content Knowledge	0	0%	3	15%	7	35%	10	50%	0	0%	20	3.35	3.5	4	0.73
Total/Percentage	0	0%	3	15%	7	35%	10	50%	0	0%	20				
Data Analysis	0	0%	6	30%	11	55%	3	15%	0	0%	20	2.85	3	3	0.65
Total/Percentage	0	0%	6	30%	11	55%	3	15%	0	0%	20				
Data Interpretation and Application	0	0%	3	15%	9	45%	8	40%	0	0%	20	3.25	3	3	0.7
Total/Percentage	0	0%	3	15%	9	45%	8	40%	0	0%	20				
Professional Relevance	0	0%	3	15%	7	35%	10	50%	0	0%	20	3.35	3.5	4	0.73
Total/Percentage	0	0%	3	15%	7	35%	10	50%	0	0%	20				
Content Knowledge	0	0%	2	10%	8	40%	10	50%	0	0%	20	3.4	3.5	4	0.66
Total/Percentage	0	0%	2	10%	8	40%	10	50%	0	0%	20				
Program Evaluation	0	0%	2	10%	7	35%	11	55%	0	0%	20	3.45	4	4	0.67
Total/Percentage	0	0%	2	10%	7	35%	11	55%	0	0%	20				
Program Development	0	0%	3	15%	7	35%	10	50%	0	0%	20	3.35	3.5	4	0.73
Total/Percentage	0	0%	3	15%	7	35%	10	50%	0	0%	20				

ENROLLMENT AND GRADUATION

M.ED. IN PROFESSIONAL COUNSELING ENROLLMENT & GRADUATION DATA TRENDS



◆ ENROLLED
■ GRADUATES

214

216

211

192

190

155

139

61

58

78

57

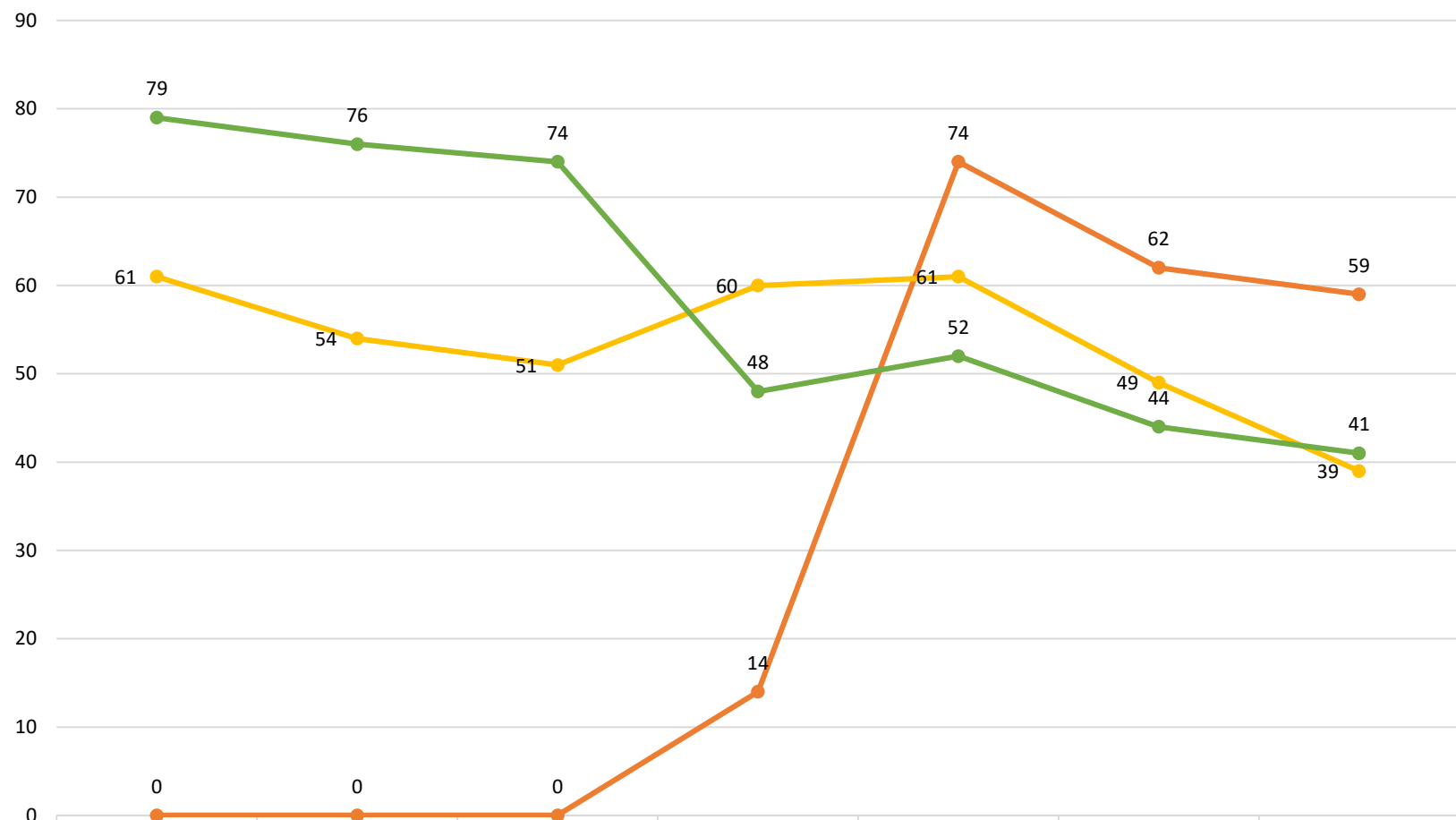
77

65

53

ENROLLMENT

ENROLLMENT TRENDS FOR M.ED. IN PROFESSIONAL COUNSELING & SUPERVISION

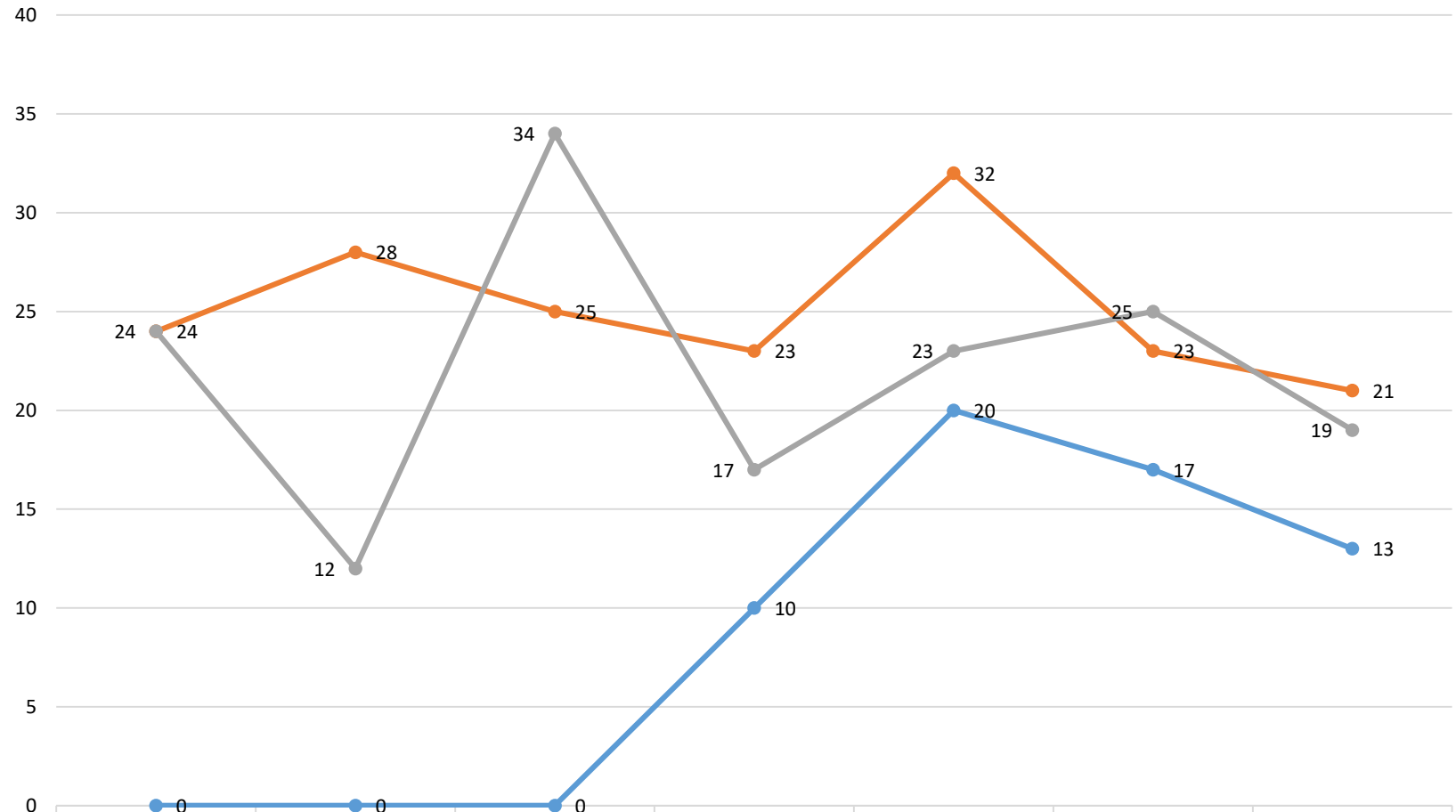


- M.Ed. Prof. Counseling & Supervision CMHC
- M.Ed. Prof. Counseling & Supervision College Student Affairs
- M.Ed. Prof. Counseling & Supervision School Counseling

AY	AY 2012-2013	AY 2013-2014	AY 2014-2015	AY 2015-2016	AY 2016-2017	AY 2017-2018	AY 2018-2019
M.Ed. Prof. Counseling & Supervision CMHC	0	0	0	14	74	62	59
M.Ed. Prof. Counseling & Supervision College Student Affairs	61	54	51	60	61	49	39
M.Ed. Prof. Counseling & Supervision School Counseling	79	76	74	48	52	44	41

GRADUATION

GRADUATION TRENDS FOR M.ED. IN PROFESSIONAL COUNSELING & SUPERVISION



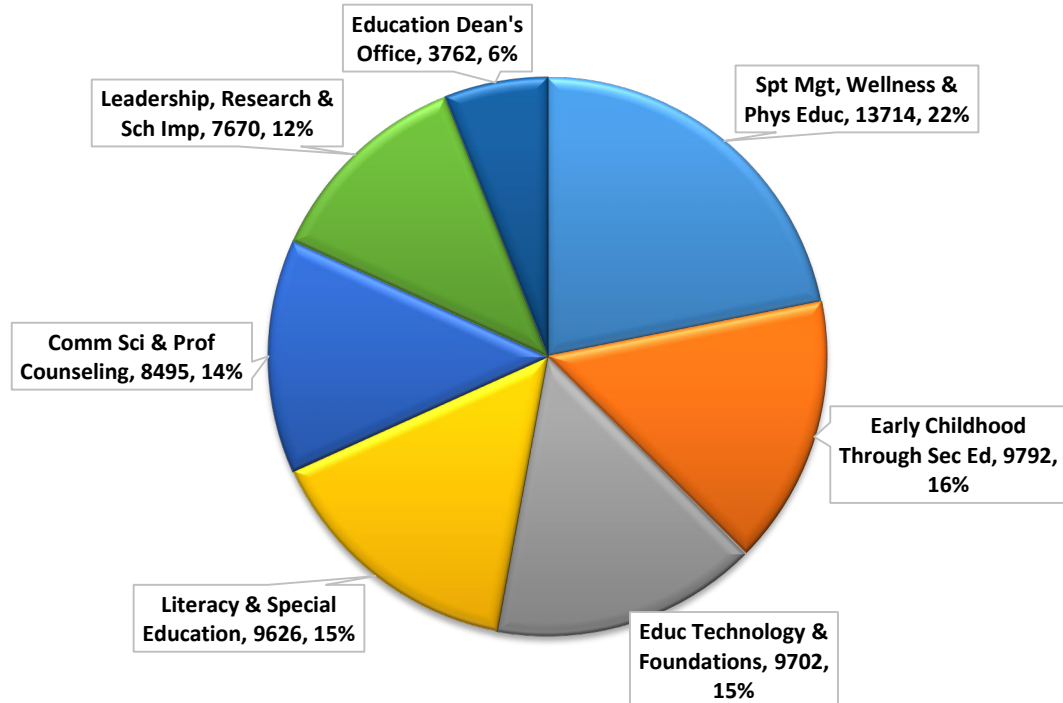
- M.Ed. Prof. Counseling & Supervision CMHC
- M.Ed. Prof. Counseling & Supervision College Student Affairs
- M.Ed. Prof. Counseling & Supervision School Counseling

AY 2012-2013	AY 2013-2014	AY 2014-2015	AY 2015-2016	AY 2016-2017	AY 2017-2018	AY 2018-2019
0	0	0	10	20	17	13
24	28	25	23	32	23	21
24	12	34	17	23	25	19

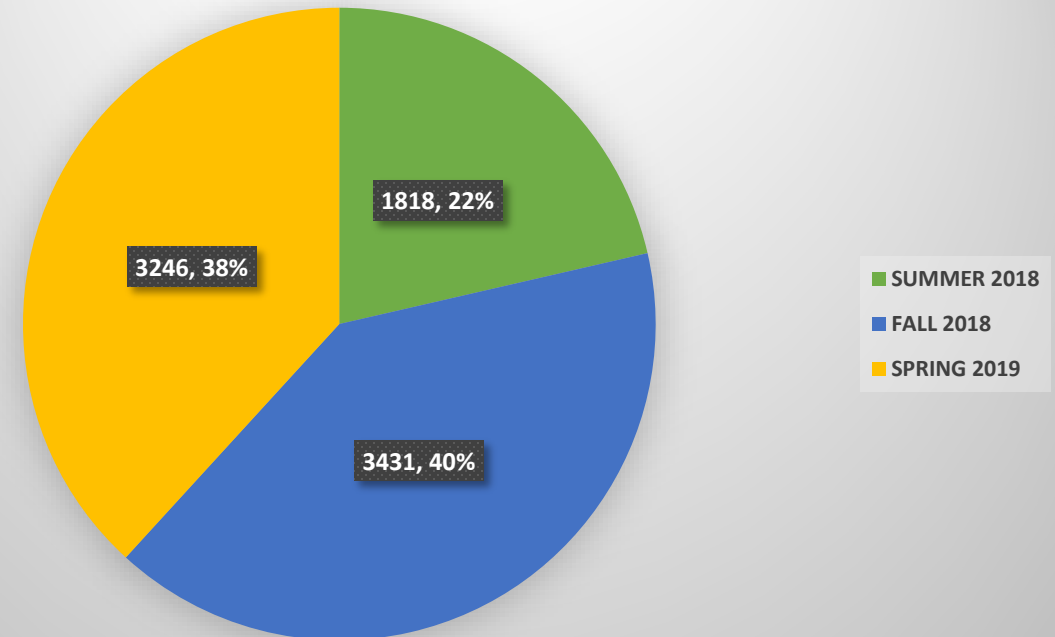
CREDIT HOUR PRODUCTION

TERM	SUMMER 2018				FALL 2018				SPRING 2019				Total by ROWS		
DEPT	ENRL	MAX_ENRL	FILL_RATE	CRED_HRS	ENRL	MAX_ENRL	FILL_RATE	CRED_HRS	ENRL	MAX_ENRL	FILL_RATE	CRED_HRS	ENRL	MAX_ENRL	CRED_HRS
Spt Mgt, Wellness & Phys Educ	624	816	76%	1798	2252	2350	96%	5630	2345	2342	100%	6286	5221	5508	13714
Early Childhood Through Sec Ed	654	700	93%	1953	1498	2254	66%	3884	1448	1838	79%	3955	3600	4792	9792
Educ Technology & Foundations	946	1025	92%	2838	1172	1252	94%	3516	1116	1270	88%	3348	3234	3547	9702
Literacy & Special Education	747	1095	68%	2164	1318	1811	73%	3974	1169	1586	74%	3488	3234	4492	9626
Comm Sci & Prof Counseling	579	827	70%	1818	1119	1451	77%	3431	1062	1357	78%	3246	2760	3635	8495
Leadership, Research & Sch Imp	880	1129	78%	2571	869	1139	76%	2524	883	1100	80%	2575	2632	3368	7670
Education Dean's Office	183	225	83%	549	556	570	97%	1668	515	530	97%	1545	1254	1325	3762
Total by COLUMNS	4613	5817		13691	8784	10827		24627	8538	10023		24443	21935	26667	62761

CREDIT HOUR PRODUCTION FOR COLLEGE OF EDUCATION FOR AY 18-19 BY DEPARTMENT



CREDIT HOUR PRODUCTION FOR COMMUNICATION SCIENCE & PROFESSIONAL COUNSELING BY TERM



CREDIT HOUR PRODUCTION

TERM	SUMMER 2018			FALL 2018			SPRING 2019			TOTAL		
SUBJ	ENRL	MAX_ENRL	CRED_HRS	ENRL	MAX_ENRL	CRED_HRS	ENRL	MAX_ENRL	CRED_HRS	ENRL	MAX_ENRL	CRED_HRS
SLPA	233	282	786	593	668	1869	623	735	1869	1449	1685	4524
CEPD	346	545	1032	526	783	1562	439	622	1377	1311	1950	3971
TOTAL	579	827	1818	1119	1451	3431	1062	1357	3246	2760	3635	8495

TOTAL CREDIT HOUR PRODUCTION BY SUBJECT FOR AY 2018-2019

